

WaterBoost



AWBH-250LH

250 Litre Horizontal Accumulator Vessel

Part No. AWBH-250LH



WhatsApp

07464 644 830

waterboost.co.uk

sales@waterboost.co.uk

250 litre

Storage capacity

150 litre

Working capacity

10 bar

Max working pressure

90°C

Max temperature

1¼" BSP

Connection size

5 yr

Warranty

OVERVIEW

The WaterBoost AWBH-250LH is a 250 litre horizontal accumulator vessel designed to store pressurised water and deliver it on demand, significantly improving flow rates to taps, showers, baths and appliances. It uses a patented CAD-2 diaphragm technology for superior air and water separation, condensation-reducing design, and a non-corrosive water chamber — making it ideal for domestic and light commercial boosting systems.

KEY FEATURES

- Patented CAD-2 diaphragm technology
- 100% butyl diaphragm — chlorine resistant
- Virgin polypropylene liner — true non-corrosive chamber
- Condensation-reducing design
- Stainless steel 1¼" BSP water connection
- O-ring sealed, leak-free air valve cap
- Two-part polyurethane, epoxy-primed paint finish
- WRAS, CE/PED, ACS, ISO-9001 approved
- No maintenance required
- 5 year warranty

WHAT'S INCLUDED

- Vessel:** 250 litre horizontal accumulator vessel
- Fittings:** 1¼" BSP stainless steel connection elbow
- Air valve:** O-ring sealed, leak-free Schrader valve cap

IDEAL FOR

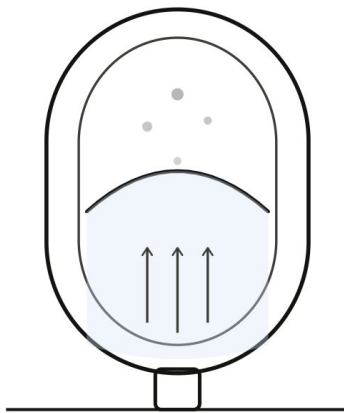
- Properties with low mains flow — 1 to 3 bedroom homes
- Use alongside the WaterBoost ACF1 booster pump for best performance
- Whole-house flow improvement without boosting pressure
- Reducing pump cycling and extending pump life
- Combination boilers, unvented cylinders, showers and taps

TECHNICAL SPECIFICATIONS

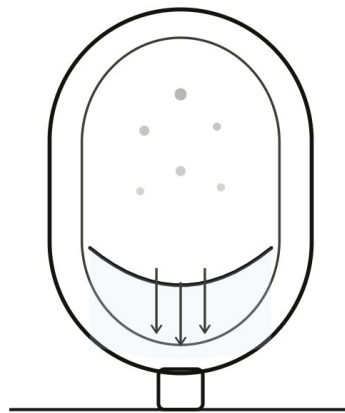
Model	AWBH-250LH
Nominal volume	250 litres
Style	Horizontal
Diaphragm	CAD-2 patented butyl
Liner	Virgin polypropylene
Shell	Carbon steel
Paint finish	2-part polyurethane / epoxy
Connection	1¼" BSP stainless steel
Max working pressure	10 bar
Max temperature	90°C
Length (A)	1206 mm
Diameter (B)	558 mm
Shipping weight	34.25 kg
Approval	WRAS, CE/PED, ACS, ISO-9001
Warranty	5 years



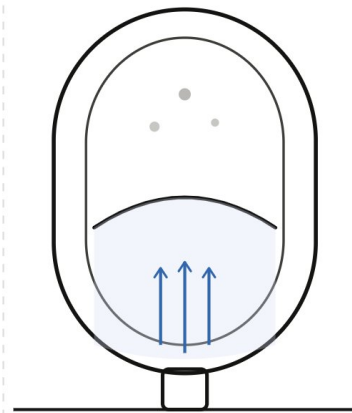
HOW IT WORKS



1. Before drawdown
Vessel full — diaphragm pushed up by water



2. During drawdown
Air pressure pushes water to outlets at high flow



ACF1 pump or mains pressure
3. Pump comes on
Refills vessel, ready for next demand

- 1 Mains water fills the accumulator vessel under resting (static) pressure
- 2 When a tap or outlet opens, pressurised water is released instantly from the vessel
- 3 The vessel delivers a full-flow burst before returning to mains supply
- 4 For best results, pair with the WaterBoost ACF1 pump to pre-charge above mains pressure

SIZING GUIDE

1–2 bedroom home	60 L, 100 L or 200 L	2–3 bedroom home	200 L, 250 L or 300 L
3+ bedrooms	300 L or 450 L	Usable volume rule	Vessel size × 0.6 = usable litres
Example (AWBH-250LH)	250 × 0.6 = 150 L usable	Average shower flow	10–12 L/min

PRE-CHARGE PRESSURE GUIDE

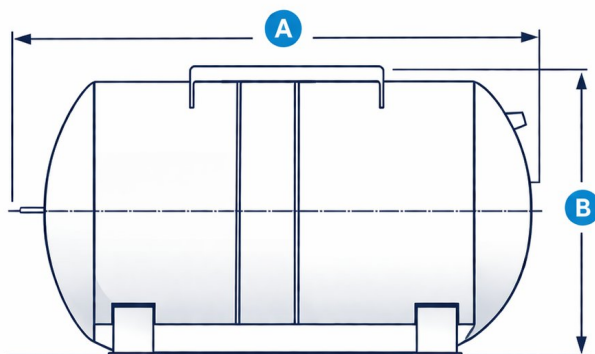
Mains pressure	Air charge (65%)
2.0 bar (30 psi)	1.3 bar
3.0 bar (44 psi)	1.95 bar
3.5 bar (51 psi)	2.275 bar
4.0 bar (58 psi)	2.6 bar
4.5 bar (65 psi)	2.925 bar
5.0 bar (72 psi)	3.25 bar

Set air charge = mains pressure × 0.65



DIMENSIONS

Horizontal Tank Dimensions



A Length (A)
mm

B Diameter (B)
mm

Size	A (Length)	B (Diameter)	Connection	Max Pressure
60 L	530 mm	424 mm	1" BSP	10 bar
80 L	726 mm	424 mm	1" BSP	10 bar
100 L	720 mm	475 mm	1" BSP	10 bar
150 L	950 mm	558 mm	1¼" BSP	10 bar
200 L	1026 mm	558 mm	1¼" BSP	10 bar
250 L	1206 mm	558 mm	1¼" BSP	10 bar
300 L	1505 mm	558 mm	1¼" BSP	10 bar

★ Highlighted row = AWBH-250LH (this product). All sizes available at waterboost.co.uk