



## Data sheet

### Product data

Product description	HELIX V1011-1/16/E/S/400-50
---------------------	-----------------------------

### Hydraulic data

Minimum efficiency index (MEI)	≥0.7
Maximum inlet pressure $p_{inl}$	10 bar
Maximum operating pressure $PN$	16 bar
Discharge port	G 1½
Min. fluid temperature $T_{min}$	-30 °C
Max. fluid temperature $T_{max}$	120 °C
Min. ambient temperature $T_{min}$	-15 °C
Max. ambient temperature $T_{max}$	50 °C

### Motor data

Mains connection	3~400 V, 50 Hz
Voltage tolerance	±10 %
Rated power $P_2$	4 kW
Motor efficiency class	IE3
Rated current $I_N$	7.4 A
Rated speed $n$	2900 1/min
Power factor $\cos \varphi_{100}$	0.87
Activation type	Direct On Line (DOL)
Motor efficiency 50% $\eta_M 50\%$	86.5 %
Motor efficiency 75% $\eta_M 75\%$	88 %
Motor efficiency 100% $\eta_M 100\%$	88.1 %
Insulation class	F
Protection class motor	IP55

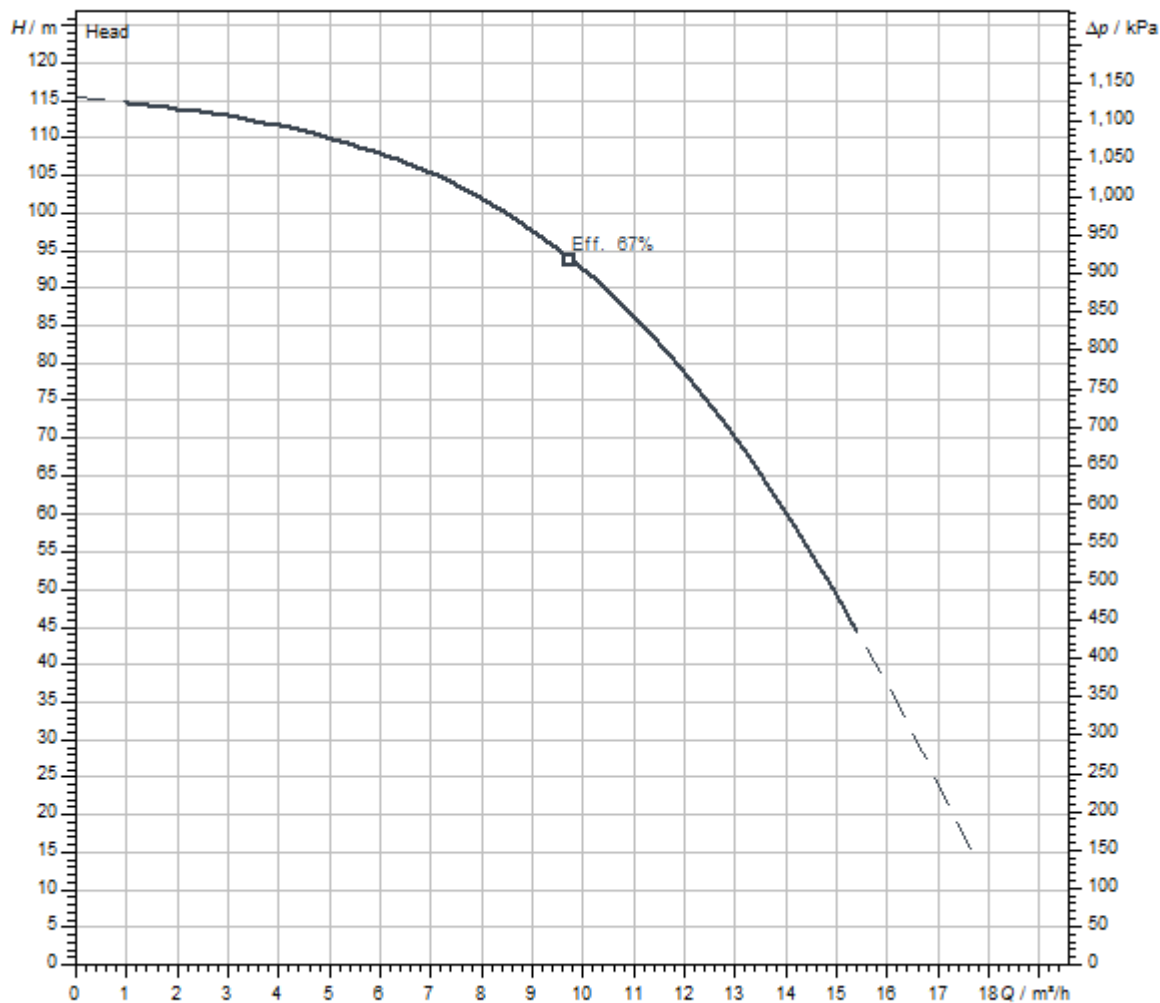
### Materials

Pump housing	Stainless steel
Impeller	Stainless steel
Shaft	Stainless steel
Mechanical seal	BQ1EGG
Gasket material	EPDM

### Installation dimensions

Pipe connection on the suction side $DN_s$	G 1½
Pipe connection on the discharge side $DN_d$	G 1½

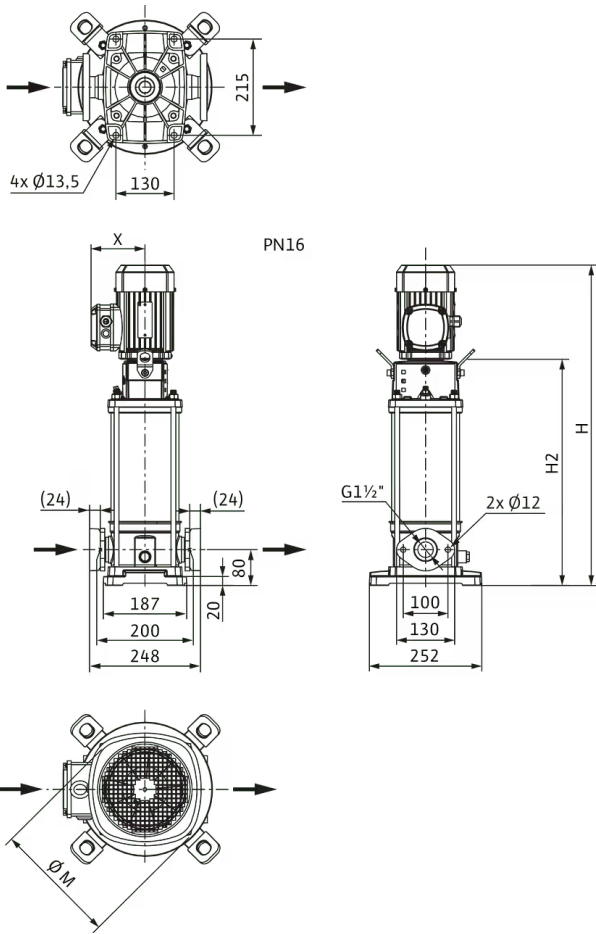
Pump curves



Fluid media	Water 100 %
Fluid temperature <i>T</i>	20.00 °C
speed at duty point <i>n hydr. @ OP</i>	2,970 1/min

Dimensions and dimensions drawings

Helix V 10, PN 16



Dimensions <i>H</i>	1068 mm
Dimensions <i>H1</i>	149 mm
Dimensions <i>L1</i>	124 mm
Dimensions <i>X</i>	145 mm
Dimensions <i>Ø g</i>	196 mm
Pipe connection on the suction side <i>DN<sub>s</sub></i>	G 1½
Pipe connection on the discharge side <i>DN<sub>d</sub></i>	G 1½
Motor diameter <i>X</i>	164 mm

Wiring diagram



Ordering information

Product data

Brand	Wilo
Product description	HELIX V1011-1/16/E/S/400-50
Article number	4201306 
EAN number	4048482591780
Colour	green/silver
Minimum order quantity	1
Date of sales availability	2015-09-01

Packaging

Packaging type	One-way pallet
Packaging property	Transport packaging
Pieces per pallet	1
Number per layer	1

Dimension, weight

Length with packaging	1600 mm
Length <i>L</i>	299 mm
Height with packaging	500 mm
Height <i>H</i>	1068 mm
Width with packaging	400 mm
Width <i>W</i>	252 mm
Gross weight, approx. <i>m</i>	67 kg
Net weight, approx. <i>m</i>	51 kg

## Tender text

Highly efficient high-pressure multistage centrifugal pump in vertical design with in-line connections.

The non self-priming high-pressure multistage centrifugal pump has a compact overall design and is particularly efficient and easy to maintain. The pump shaft and the motor shaft of the IEC standard motor are connected by means of a clamp coupling.

A separate lantern roller bearing ensures optimum admission of axial thrusts. Intermediate bearings in the hydraulics and corrosion-resistant shaft due to stainless steel sleeve ensure a long service life. Special, permanently attached lifting eyes enable easy pump installation.

The pump is suitable for water supply, water distribution and pressure boosting, industrial recirculation systems, process water and closed cooling circuits. It can also be used in fire extinguishing systems, washing systems as well as for irrigation.

### Special features/product advantages

- > Efficiency-optimised, laser-welded 2D/3D hydraulics, flow and degassing optimised
- > Corrosion-resistant impellers, guide vanes and stage housings
- > Flow and NPSH-optimised pump housing
- > Maintenance-friendly design with particularly robust coupling guard
- > Drinking water approval for pumps with parts that come in contact with the fluid made of stainless steel (EPDM version)

### Scope of delivery

- > Wilo-Helix V high-pressure multistage centrifugal pump
- > Installation and operating instructions
- > PN16 version with oval flanges: Stainless steel counter flanges with the corresponding screws, nuts and gaskets

### Design notes

- > Motor protection for 3-phase motor is to be provided on request or onsite
- > Single-phase AC motor equipped with built-in thermal motor protection and capacitor
- > In its standard position, the terminal box is aligned with the suction flange, but this can be changed if necessary
- > The Wilo-Helix V is equipped with a user-friendly mechanical seal in a cartridge design and standard gasket for easy maintenance
- > The spacer coupling (from  $\geq 7.5$  kW) allows the mechanical seal to be replaced without removing the motor
- > The flexible lantern design, which is available in two alignments, enables direct access to the mechanical seal
- > For pump versions PN16, PN25 and  $P_{max} = 30$  bar, round counter flanges in cast iron or stainless steel, screws, nuts and gaskets are available as accessories
- > Bypass sets are available as accessories
- > The Wilo-Helix V(F) VdS certified version upon request

## Operating Data

### Product data

Min. fluid temperature $T_{min}$	-30 °C
Max. fluid temperature $T_{max}$	120 °C
Max. ambient temperature $T_{max}$	50 °C
Maximum operating pressure $PN$	16 bar
Maximum inlet pressure $p_{inl}$	10 bar
Minimum efficiency index (MEI)	$\geq 0.7$

### Motor data

Mains connection	3~400 V, 50 Hz
Voltage tolerance	±10 %
Rated power $P_2$	4 kW
Motor efficiency class	IE3
Rated current $I_N$	7.4 A
Rated speed $n$	2900 1/min
Power factor $\cos \varphi_{100}$	0.87
Motor efficiency 50% $\eta_M 50\%$	86.5 %
Motor efficiency 75% $\eta_M 75\%$	88 %
Motor efficiency 100% $\eta_M 100\%$	88.1 %
Insulation class	F
Protection class	IP55


### Materials

Pump housing	Stainless steel
Impeller	Stainless steel
Shaft	Stainless steel
Shaft seal	BQ1EGG
Gasket material	EPDM

### Installation dimensions

Pipe connection on the suction side $DN_s$	G 1½
Pipe connection on the discharge side $DN_d$	G 1½

### Ordering information

Brand	Wilo
Product description	HELIX V1011-1/16/E/S/400-50
Net weight, approx. $m$	51 kg
Article number	<b>4201306</b> 

## Installation type

### In inlet mode

#### Counter flange (stainless steel)

Stainless steel counter flange (oval, 2 piece), PN16/DN40	4016170
-----------------------------------------------------------	---------

#### Baseplate

Base plate	4157154
------------	---------

#### Shut-off valve

Ball valve Rp 1½	2663978
------------------	---------

#### Non-return valve

Non-return valve RV/S R 1½	502472493
----------------------------	-----------

#### Screwed connection for non-return valve

Screwed connection for non-return valve DN 40	2660534
-----------------------------------------------	---------

### Level control with fault signal

#### Float switch WAO

Float switch WAO 65, 10 m cable	2006027
Float switch WAO 65, 20 m cable	2004429
Float switch WAO 65, 30 m cable	2004430
Float switch WAO 65, 5 m cable	503211595

### Level control without fault signal

#### Float switch WAO

Float switch WAO 65, 10 m cable	2006027
Float switch WAO 65, 20 m cable	2004429
Float switch WAO 65, 30 m cable	2004430
Float switch WAO 65, 5 m cable	503211595

### Pressure control with fault signal

#### Wilo-EFC

EFC4 3x380-480V 50/60Hz IP55	2193436
------------------------------	---------

#### Sensor kit

Sensor kit	2501886
------------	---------

## Mechanical accessories

### Bypass line

#### Bypass line

Bypass line for Helix and Medana CV1-L series

4230350

### Fittings

#### Non-return valve

Non-return valve RV/S R 1½

502472493

#### Shut-off valve

Ball valve Rp 1½

2663978

### Pipe installation

#### Counter flange (stainless steel)

Stainless steel counter flange (oval, 2 piece), PN16/DN40

4016170

### Valves/accessories

#### Screwed connection for non-return valve

Screwed connection for non-return valve DN 40

2660534

### Wall fixation/installation on a base

#### Baseplate

Base plate

4157154



## Electrical accessories

### Pump control

#### Wilo-EFC

EFC4 3x380-480V 50/60Hz IP55	2193436
------------------------------	---------

### Pump control/accessories

#### Low-water cut-out switchgear kit for domestic water systems

low-water cut-out switchgear kit WMS G 1¼	4204510
low-water cut-out switchgear kit WMS G2	4204512

#### Output filter EFC (150-500 m cable length)

10 A sin IP54 Wilo-EFC filter	6084562
10 A sin IP00 Wilo-EFC filter	6084577
10 A sin IP20 Wilo-EFC filter	6084903

### Pressure control

#### Pressure sensor for systems

Pressure sensor, 0 - 6 bar	2550660
Pressure sensor, 0 - 10 bar	2550661
Pressure sensor, 0 - 16 bar	2550662
Pressure sensor, 0 - 25 bar	2550663
Pressure sensor, 0 - 40 bar	2550664

#### Sensor kit

Sensor kit	2501886
------------	---------

### Level control

#### Float switch WA

Float switch WA65 with 5 m cable	503211390
Float switch WA65 with 10 m cable	503211893
Float switch WA65 with 20 m cable	2004431
Float switch WA65 with 30 m cable	2004432
Float switch WA KR1 S with 5 m cable	6082806
Float switch WA KR1 S with 10 m cable	6082807

#### Float switch WAO

Float switch WAO 65, 5 m cable	503211595
--------------------------------	-----------

Float switch WAO 65, 10 m cable	2006027
Float switch WAO 65, 20 m cable	2004429
Float switch WAO 65, 30 m cable	2004430

## Motor protection

### PTC thermistor tripping unit

PTC thermistor tripping unit	509275993
------------------------------	-----------

### Surcharge for thermistor sensor (high-pressure centrifugal pumps)

Surcharge for thermistor sensor (high-pressure centrifugal pumps)	HDK_KLF
-------------------------------------------------------------------	---------

## Services

With Wilo as your partner, you can not only be sure of choosing high-quality product solutions, but also of benefiting from a comprehensive, worry-free package of well thought-out services. We collaborate to develop a service concept tailored to your individual needs; with our expertise and personal consultancy, we make sure that the operation of your systems is as energy-efficient, reliable and economical as possible. All the while our competent Wilo service technicians are ready to assist you with fast, reliable and on-time support.

### Recommended services

Maintenance BASIC Booster Set 1-2 pumps	2160453
Maintenance COMFORT Booster Set 1-2 pumps	2160468
Maintenance PREMIUM Booster Set 1-2 pumps	2160483
Commissioning Booster Set 1-2 pumps	2216414

### More suitable services

Wilo-Live Assistant Service	2216415
Extended Warranty Booster Set 1-2 pumps	2216416
Supervision Booster Set 1-2 pumps	2216412
Installation Booster Set 1-2 pumps	2216413
System Optimisation Booster Set 1-2 pump	2216410
Energy Solutions Booster Set 1-2 pumps	2216411
Repair Booster Set 1-2 pumps	2216417