



Similar to figure

Data sheet

Hydraulic data

Maximum operating pressure P_N	6 bar
Discharge port	G 1
Min. fluid temperature T_{min}	5 °C
Max. fluid temperature T_{max}	35 °C
Min. ambient temperature T_{min}	3 °C
Max. ambient temperature T_{max}	40 °C

Motor data

Mains connection	1~230 V, 50 Hz
Voltage tolerance	±6 %
Shaft power $P_2(Q=max.)$ of selected impeller * number of pumps <i>NO VALUE</i>	550 W
Rated power P_2	0.55 kW
Rated current I_N	4 A
Rated speed n	2900 1/min
Power factor $\cos \varphi_{100}$	0.98
Insulation class	B
Protection class	IP44

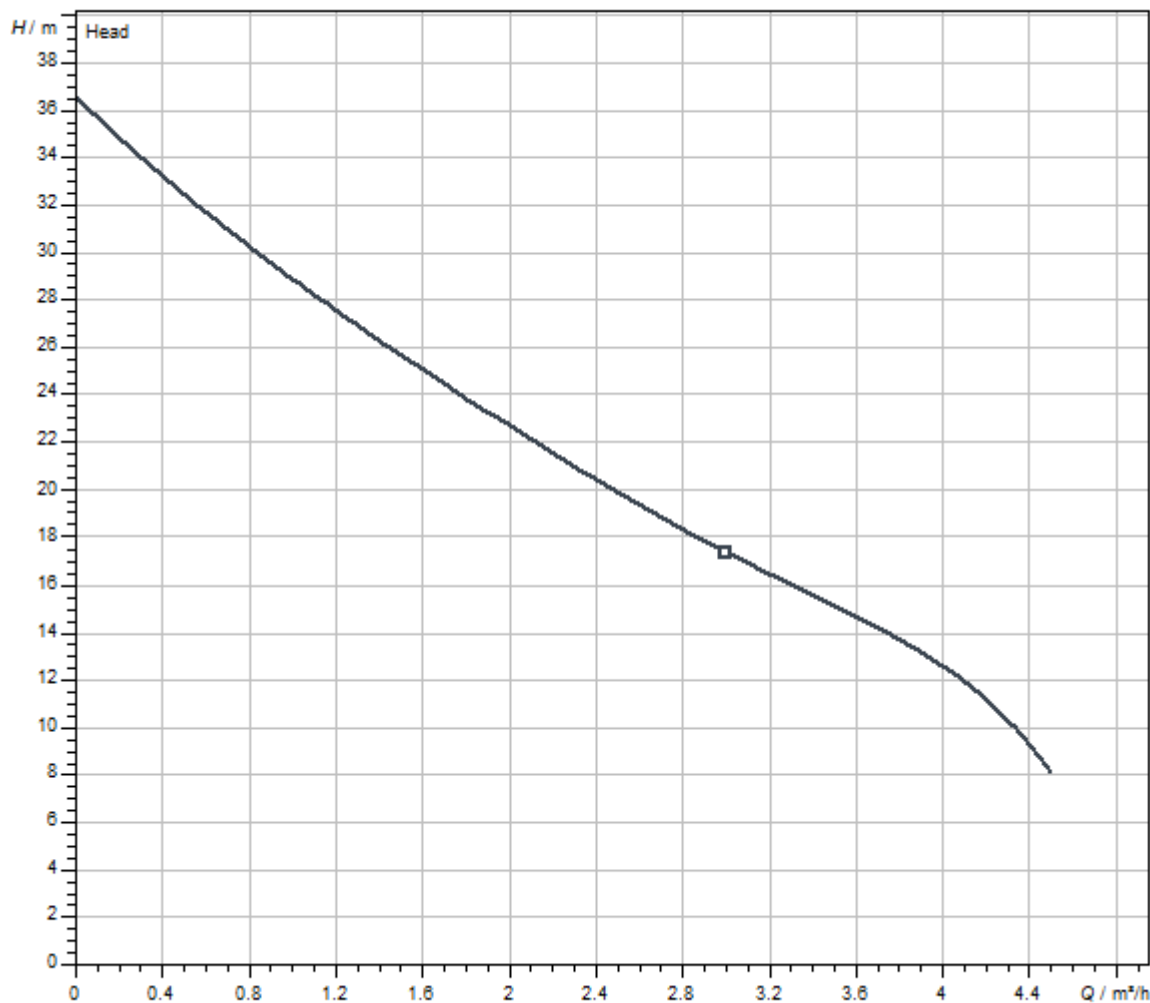
Materials

Pump housing	Stainless steel
Impeller	Stainless steel
Shaft	Stainless steel
Shaft seal	CVPPF
Gasket material	NBR

Installation dimensions

Pipe connection on the suction side DNs	G 1
Pipe connection on the discharge side DNd	G 1

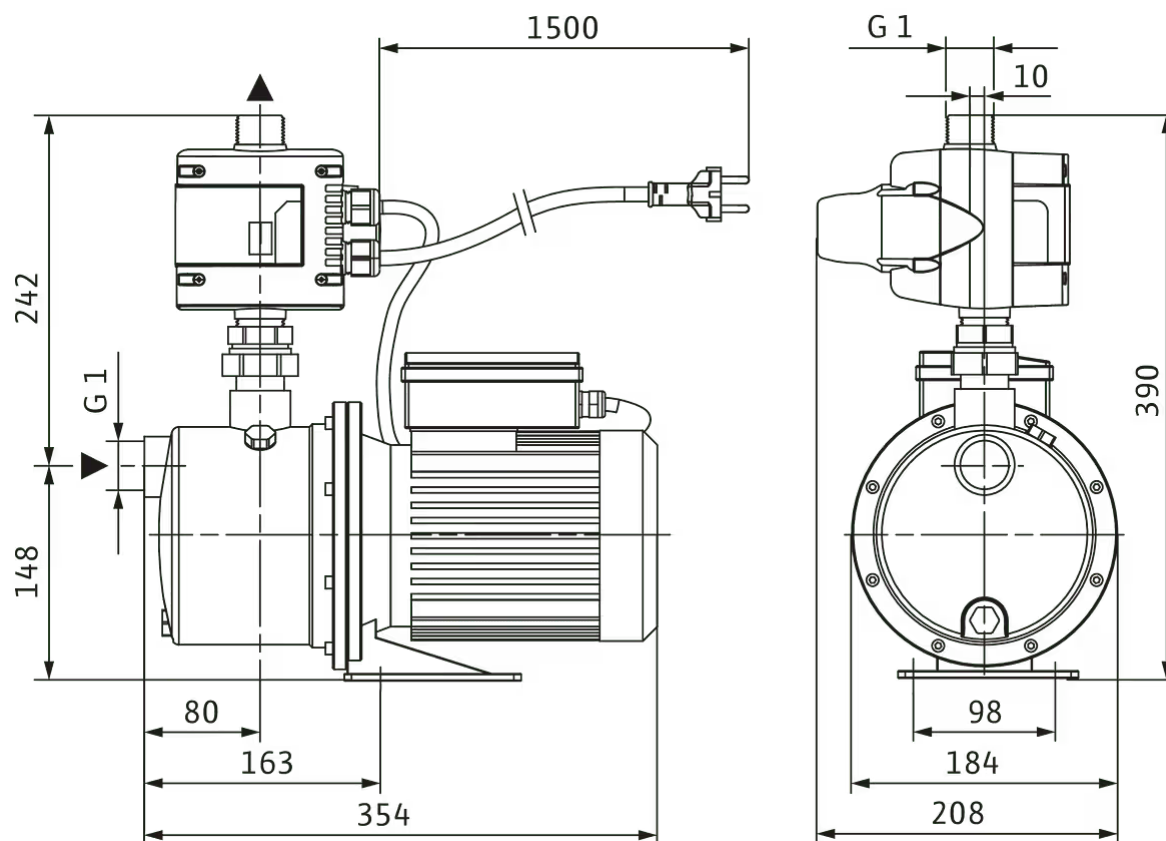
Pump curves




Fluid media	Water 100 %
Fluid temperature <i>T</i>	20.00 °C
speed at duty point <i>n hydr. @ OP</i>	2,850 1/min

Dimensions and dimensions drawings

Jet FWJ 202



Ordering information**Product data**

Brand	Wilo
Product description	Jet FWJ 202
Article number	2543629 
EAN number	4048482504605
Colour	green/silver
Minimum order quantity	1
Date of sales availability	2015-03-01
Successor model article number	4265609
Successor model designation	Jet FWJ 202-EM/3-2

Packaging

Packaging type	Cardboard box
Packaging property	Sales packaging
Pieces per pallet	12
Number per layer	6

Dimension, weight

Length with packaging	480 mm
Length <i>L</i>	354 mm
Height with packaging	490 mm
Height <i>H</i>	390 mm
Width with packaging	280 mm
Width <i>W</i>	208 mm
Gross weight, approx. <i>m</i>	14.4 kg
Net weight, approx. <i>m</i>	11.7 kg

Tender text

Centrifugal pump system with compact design with horizontal suction and vertical pressure port, consisting of: self-priming jet pump incl. support frame. Directly flanged AC motor with built-in thermal motor protection switch and condenser.

Pump control via electronic pressure and flow monitor with built-in low-water protection and non-return valve. All parts that come into contact with the fluid are

corrosion-proof. Pump system ready for connection and pre-assembled and wired with 2 m cable and mains plug. It is therefore ideally suited for mobile use in gardens and hobby areas.

Operating Data

Product data

Maximum operating pressure P_N	6 bar
Min. fluid temperature T_{min}	5 °C
Max. fluid temperature T_{max}	35 °C
Max. ambient temperature T_{max}	40 °C

Motor data

Mains connection	1~230 V, 50 Hz
Voltage tolerance	±6 %
Power factor $\cos \varphi_{100}$	0.98
Rated power P_2	0.55 kW
Rated current I_N	4 A
Rated speed n	2900 1/min
Insulation class	B
Protection class	IP44


Materials

Pump housing	Stainless steel
Impeller	Stainless steel
Shaft	Stainless steel
Shaft seal	CVPFF
Gasket material	NBR

Installation dimensions

Pipe connection on the suction side DN_s	G 1
Pipe connection on the discharge side DN_d	G 1

Ordering information

Brand	Wilo
Product description	Jet FWJ 202
Net weight, approx. m	11.7 kg
Article number	2543629 

Installation type

In inlet mode

Wall bracket

Wall bracket	4027328
--------------	---------

Shut-off valve

Ball valve Rp 1	2663980
-----------------	---------

Screwed connection for non-return valve

Screwed connection for non-return valve DN 25	2660509
---	---------

In suction mode

Wall bracket

Wall bracket	4027328
--------------	---------

Shut-off valve

Ball valve Rp 1	2663980
-----------------	---------

In suction mode with floating intake

Wall bracket

Wall bracket	4027328
--------------	---------

Shut-off valve

Ball valve Rp 1	2663980
-----------------	---------

Suction/pressure hose kit

Suction/pressure hose 1¼" SE, PN 10, 1.5 m (cpl.)	2025973
---	---------

Suction/pressure hose 1¼" SE, PN 10, 10.0 m (cpl.)	2025976
--	---------

Suction/pressure hose 1¼" SE, PN 10, 15.0 m (cpl.)	2025977
--	---------

Suction/pressure hose 1¼" SE, PN 10, 3.0 m (cpl.)	2025974
---	---------

Suction/pressure hose 1¼" SE, PN 10, 5.0 m (cpl.)	2025975
---	---------

Coarse suction filter (floating extractor)

Coarse suction filter GR	2024960
--------------------------	---------

Fine suction filter (floating extractor)

Fine suction filter FR	2024962
------------------------	---------

In suction mode with suction hose

Wall bracket

Wall bracket	4027328
--------------	---------

Shut-off valve

Ball valve Rp 1	2663980
-----------------	---------

Suction hose set

Suction hose set G1, 7 m	4027874
Suction hose set G1½, 7 m	4056081

Mechanical accessories

Fittings

Shut-off valve

Ball valve Rp 1	2663980
-----------------	---------

Hoses / hose joints

Suction hose set

Suction hose set G1, 7 m	4027874
Suction hose set G1½, 7 m	4056081

Suction/pressure hose kit

Suction/pressure hose 1¼" SE, PN 10, 1.5 m (cpl.)	2025973
Suction/pressure hose 1¼" SE, PN 10, 3.0 m (cpl.)	2025974
Suction/pressure hose 1¼" SE, PN 10, 5.0 m (cpl.)	2025975
Suction/pressure hose 1¼" SE, PN 10, 10.0 m (cpl.)	2025976
Suction/pressure hose 1¼" SE, PN 10, 15.0 m (cpl.)	2025977

Suction filter

Coarse suction filter (floating extractor)

Coarse suction filter G	2024959
Coarse suction filter GR	2024960

Fine suction filter (floating extractor)

Fine suction filter F	2024961
Fine suction filter FR	2024962

Valves/accessories

Screwed connection for non-return valve

Screwed connection for non-return valve DN 25	2660509
---	---------

Wall fixation/installation on a base

Wall bracket

Wall bracket	4027328
--------------	---------

Services

With Wilo as your partner, you can not only be sure of choosing high-quality product solutions, but also of benefiting from a comprehensive, worry-free package of well thought-out services. We collaborate to develop a service concept tailored to your individual needs; with our expertise and personal consultancy, we make sure that the operation of your systems is as energy-efficient, reliable and economical as possible. All the while our competent Wilo service technicians are ready to assist you with fast, reliable and on-time support.

Recommended services

Wilo-Live Assistant Service	2216415
-----------------------------	---------

More suitable services

Service Package L FWJ/HiMulti 3-5	2219704
Service Package M FWJ/HiMulti 3-5	2219675
Supervision FWJ/HiMulti 3-5	2219328
Installation FWJ/HiMulti 3-5	2219363
Commissioning FWJ/HiMulti 3-5	2219394
Maintenance BASIC FWJ/HiMulti 3-5	2219534
Maintenance COMFORT FWJ/HiMulti 3-5	2219496
Maintenance PREMIUM FWJ/HiMulti 3-5	2219549
System Optimisation FWJ/HiMulti 3-5	2219258
Energy Solutions FWJ/HiMulti 3-5	2219293
Repair FWJ/HiMulti 3-5	2219617