

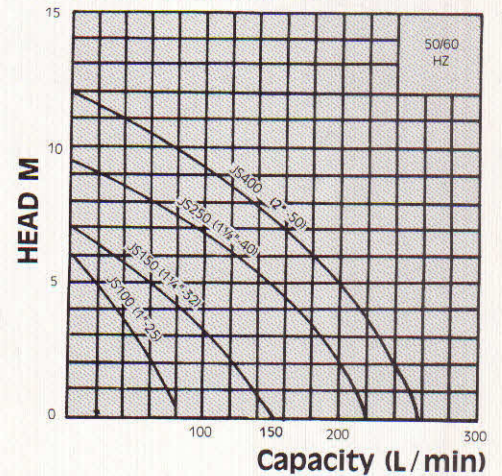
SUBMERSIBLE PUMP. MULTIPURPOSE

Model JS & JST series for various applications, for drainage slightly waste water for portable use or permanent installation equipped with level controller for automatic operation. (For instance JS-400A)

Suitable for the dewatering of cellars, garages, basins pools, ditches, pits, for water transfer, gardening, horticulture, civil engineering, agriculture purposes.

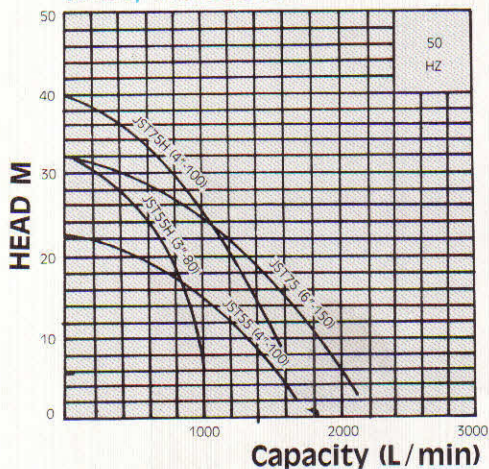
- Motor with built in overload protector.
- Shaft with heat treatment for long lasting continuous operation.
- Mechanical seals in oil chamber with extra external lip seal.
- Rugged & Durable construction Stainless Steel & Cast Iron.
- Potted Leads: Sealed with epoxy resin.
- Extra Service:
3 Function Selector Switch-for control of "MANUAL-OFF-AUTO" (For Instance JS-400MA)

JS100, 150, 250, 400

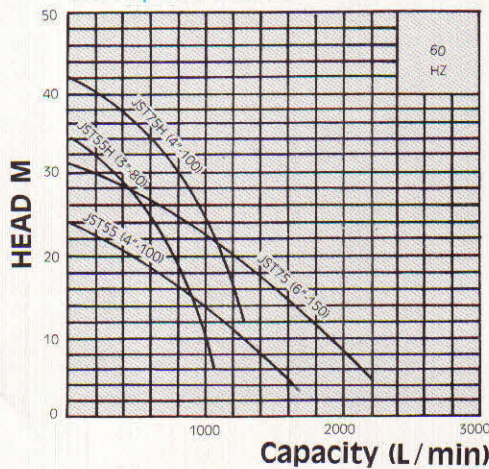


ALL KINDS OF PUMP AVAILABLE WITH FLOAT SWITCH

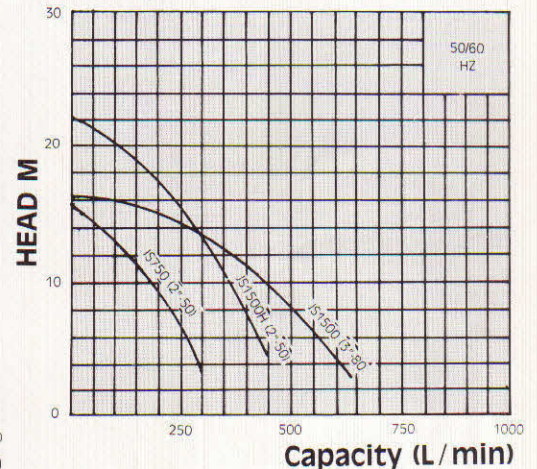
JST55, T55H-50HZ
JST75, T75H-50HZ



JST55, T55H-60HZ
JST75, T75H-60HZ



JS750, 1500(H)



Pump Type	Outlet Diameter Inch (mm)	Output Watts	Voltage 1 Phase 50 or 60Hz	Continuous		Maximum		Cable c x mm ² x m	Auto	Weight KG
				Head m.	Capacity L./min	Total Head m.	Max Capacity L./min			
JS-100	1" (25)	100	100V	2	60	6	85	3 x 0.75 x 3.5	JS-100A	5
JS-150	1 1/4" (32)	150		4	80	7	130	3 x 0.75 x 3.5	JS-150A	5.5
JS-250	1 1/2" (40)	250	240V	6	120	10	200	3 x 1 x 6	JS-250A	9
JS-400	2" (50)	400		8	130	12	240	3 x 1 x 6	JS-400A	10
JS-750	2" (50)	750	200V	10	200	15.5	380	3 x 1.6 x 10	JS-750A	24
JS-1500H	2" (50)	1500		15	250	22	450	3 x 2.0 x 10	JS-1500HA	49
JS-1500	3" (80)	1500	240V	8	500	17	700	3 x 2.0 x 10	JS-1500A	49

3 PHASE-JXT SERIES:

Pump Type	Outlet Diameter Inch (mm)	Output KW	Voltage 50 or 60Hz	Head m.	Capacity L./min	Total Head m.	Max Capacity L./min	Cable c x mm ² x m	JST Model	Weight KG
JST-8	2" (50)	0.75 KW		200V	10	200	15.5	380	4 x 1.6 x 10	JST-8A
JST-15H	2" (50)	1.5KW	15		250	23	450	4 x 1.6 x 10	JST-15HA	26
JST-15	3" (80)	1.5KW	480V	8	500	17	700	4 x 1.6 x 10	JST-15A	26
JST-22H	2" (50)	2.2KW		20	300	30	650	4 x 2.0 x 10	JST-22HA	39
JST-22	3" (80)	2.2KW	10	600	20	850	4 x 2.0 x 10	JST-22A	39	
JST-37H	2" (50)	3.7KW	200V	30	200	35	850	4 x 2.0 x 10	JST-37HA	45
JST-37	2 1/4" (100)	3.7KW		20	500	31	1050	4 x 2.0 x 10	JSDT-37A	45
JST-55H	3" (80)	5.5KW	480V	25	600	32	1050	4 x 3.5 x 10	JST-55HA	65
JST-55	4" (100)	5.5KW		15	1000	22	1800	4 x 3.5 x 10	JST55A	65
JST-75H	4" (100)	7.5KW	480V	30	800	40	1600	4 x 5.5 x 10	JST-75HA	75
JST-75	6" (150)	7.5KW		15	1600	31	2200	4 x 5.5 x 10	JST-75A	75

JST8, T15, T15H
JST22, T22H, T37, T37H

