

KTH150-45

Submersible Dewatering Pump

Submersible drainage pump made of cast iron for long-lasting durability. High maximum submersion depth due to double mechanical seal, resistant to high-pressure.

Suitable for civil engineering and construction works, as well as mines and quarries.

Our KT range of pumps have been designed in the UK.



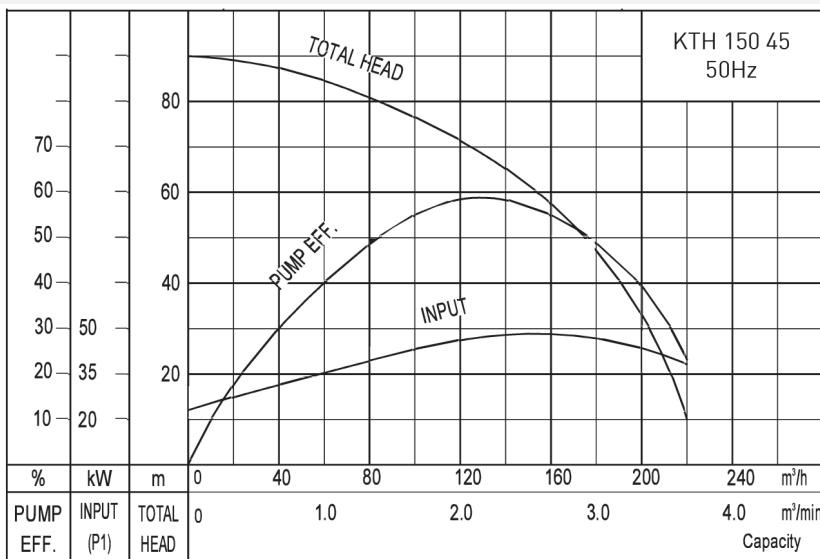
Features

- Capacity: up to 223m³/h
- Head: up to 90m
- Power: 45kW
- Power supply: three-phase 400V ±10%, 50Hz
- Insulation class: F
- Protection class: IP68
- Cable length: 20m
- Water temperature: up to 40°C
- Max. water depth: 30m
- Star-Delta Starting Method

Technical Details

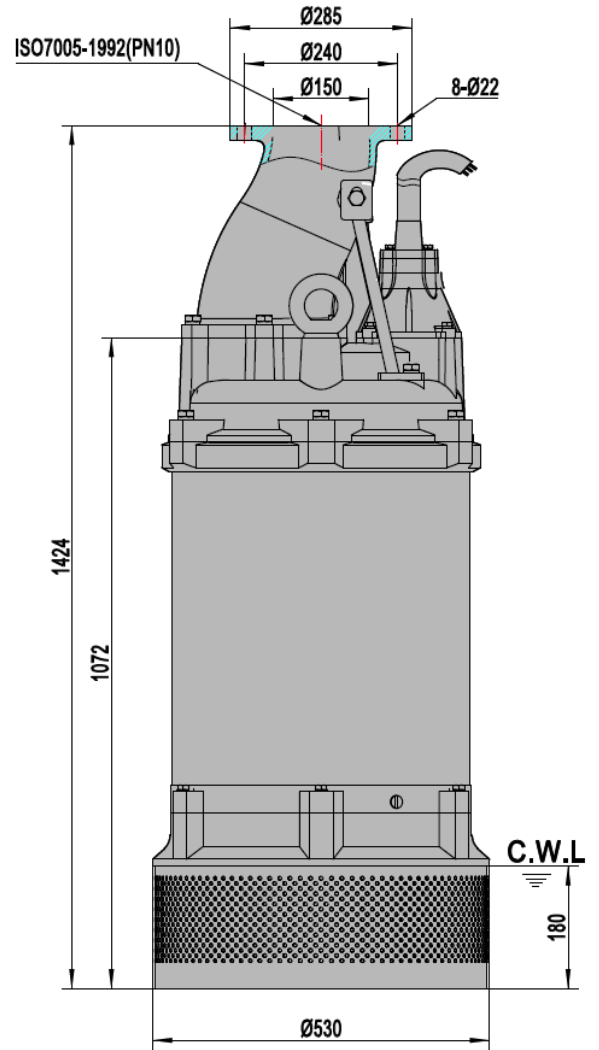
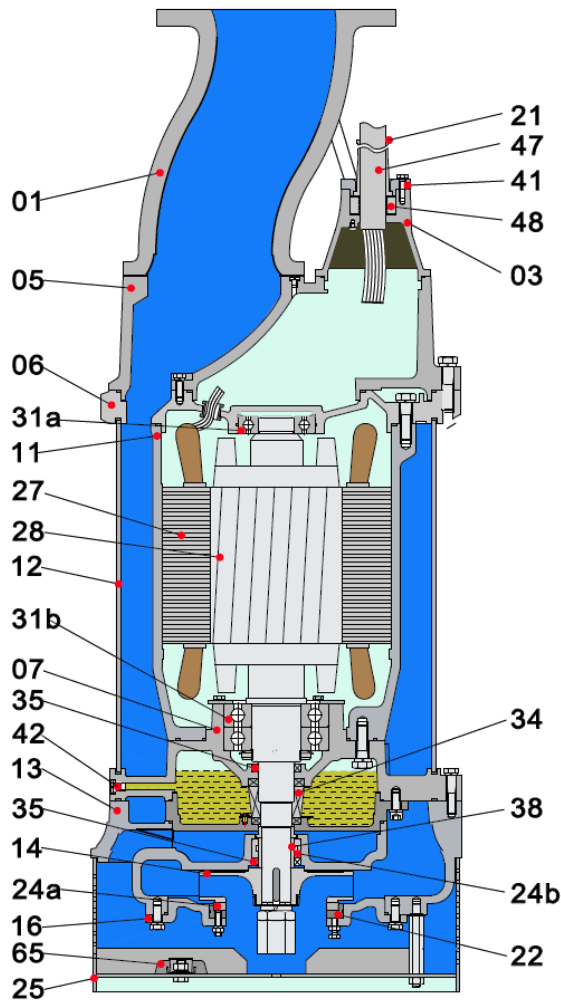
TYPE	OUTLET	MOTOR POWER		RATED CURRENT A	MAX HEAD	MAX CAPACITY	FREE PASS AGE	WEIGHT
	mm	kW	HP					
KTH 150 45	150	45	60	80	90	220	6	575

Performance Data



T-T DATA1935: 01/07/2021

Parts & Materials



C.W.L.: Continuous Running Water Level.

Item No.	Part name	Material	Item No.	Part name	Material
01	Hose coupling	Ductile iron	25	Strainer	AISI304SS
03	Terminal box	Cast iron	27	Stator	
05	Upper cover	Cast iron	28	Rotor	Shaft:AISI420SS
06	Up-Bearing house	Cast iron	31a	Bearing	Ball bearing
07	Bearing house	Cast iron	31b	Bearing	Ball bearing
11	Motor body	Cast iron	34	Mechanical seal	Tc-Sic/Sic-Sic
12	Outer casing	Steel	35	Oil seal	
13	Pump body	Cast iron	38	Shaft sleeve	AISI304SS
14	Impeller	High chrome alloy	41	Cable fixing plate	Cast iron
16	Inlet plate	Cast iron	42	Screw	H62
21	Cable tube	NBR	47	Cable	
22	Seat assembly	Cast iron	48	Cable bead	NBR
24a	Neck ring	High chrome alloy	65	Cathodic protection plate	AL
24b	Neck ring	AISI304SS			