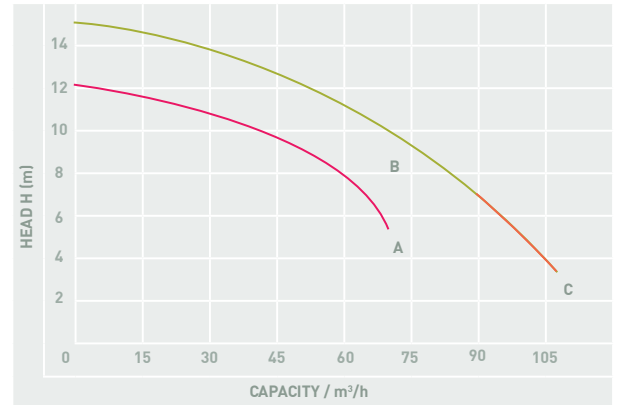


KTA/S RANGE SUBMERSIBLE SLURRY PUMP

Submersible slurry pump with 4-pole motor for increased lifetime and greater convenience. High chrome alloy impeller combined with agitator for pumping heavy slurry. For pumping sludge, and liquids containing mud, sand and bentonite.



FEATURES

- Capacity: up to 107m³/h
- Head: up to 15m
- Discharge: 80mm (3") to 100mm (4")
- Power: 2.2kW (3HP) to 3/7kW (5HP)
- Power Supply: three phase 400V ±10%, 50Hz
- Insulation class: F
- Protection class: IP68
- Cable length: 15m
- Water temperature: up to 40°C
- Max. water depth: 20m

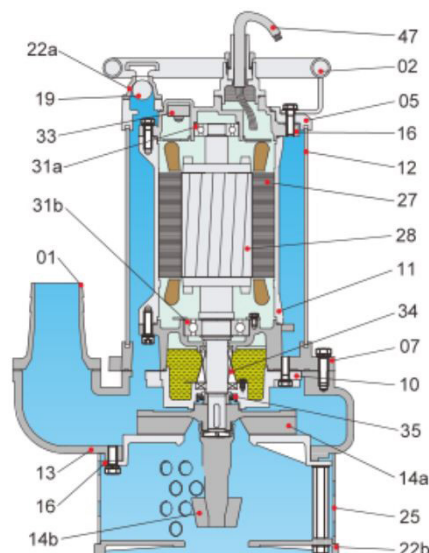
TECHNICAL SPECIFICATION

TYPE	CURVE	OUTLET mm	MOTOR POWER		RATED CURRENT A	MAX HEAD m	MAX CAPACITY m³/h	FREE PASSAGE mm	WEIGHT kg
			kW	HP					
KTA/S 80 2.2	/A	80	2.2	3	5.5	12	72	20	92
KTA/S 80 3.7	/B	80	3.7	5	8.1	15	86.4	20	108
KTA/S 100 3.7	/C	100	3.7	5	8.1	15	114	20	108

MATERIAL LIST

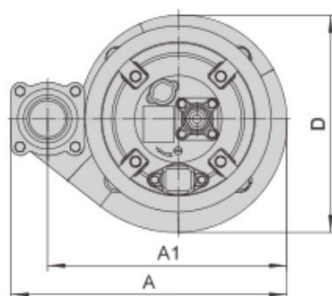
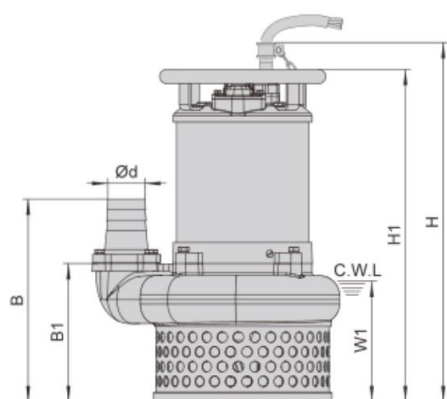
PART No.	PART	MATERIAL
01	Hose coupling	Cast Iron
02	Handle	Steel
05	Upper cover	Cast Iron
06	Up-Bearing house	Cast Iron
07	Bearing house	Cast Iron
10	Seal house	Cast Iron
11	Motor body	Cast Iron
12	Outer casing	Steel
13	Pump body	Cast Iron
14a	Impeller	High chrome alloy
14b	Agitator	High chrome alloy
16	Inlet plate	Ductile Iron
19	Check valve	NBR
22a	Valve seat	Cast Iron
22b	Seat assembly	Cast Iron
25	Strainer	Steel
27	Stator	
28	Rotor	Shaft: AISI420SS
31a	Bearing	Ball bearing

PART No.	PART	MATERIAL
31b	Bearing	Ball bearing
33	Motor protector	
34	Mechanical Seal	Sic-Sic/Sic-Sic
35	Oil seal	
47	Cable	



DIMENSIONS

TYPE	D mm	A mm	A1 mm	B mm	B1 mm	D mm	H mm	H1 mm	W1 mm
KTA/S 80 2.2	80	469	408	378	257	371	685	625	230
KTA/S 80 3.7	80	469	408	378	257	371	750	690	230
KTA/S 100 43.7	100	469	408	392	257	371	750	690	230



W1:Continuous running water level