



Construction

Self-draining, single-impeller pumps, with motor insulated from pumped water, constructed with high quality, corrosion-proof plastic materials, with stainless steel diffuser. Compact design (158 mm wide).

PVC pipe connections:

Ports for cementing joint, with external thread for union coupling.

Applications

For spas, hydromassage bathtubs and whirlpool baths.

Operating conditions

Water temperature up to 60 °C.
Room temperature up to 40 °C.
Maximum permissible pressure in the pump casing: 2,5 bar.
Continuous duty.

Motor

2-pole induction motor, 50 Hz (n ≈ 2800 rpm).

SPA: three-phase 230/400 V ± 10%.

SPAM: single-phase 230 V ± 10%, with thermal protector. Capacitor inside the terminal box.

Insulation class F.

Protection IP X5.

IE3 efficiency class for three-phase motors (IE2 up to 0,65 kW).

Constructed in accordance with: EN 60034-1; EN 60034-30-1. EN 60335-1, EN 60335-2-60.

Special features on request

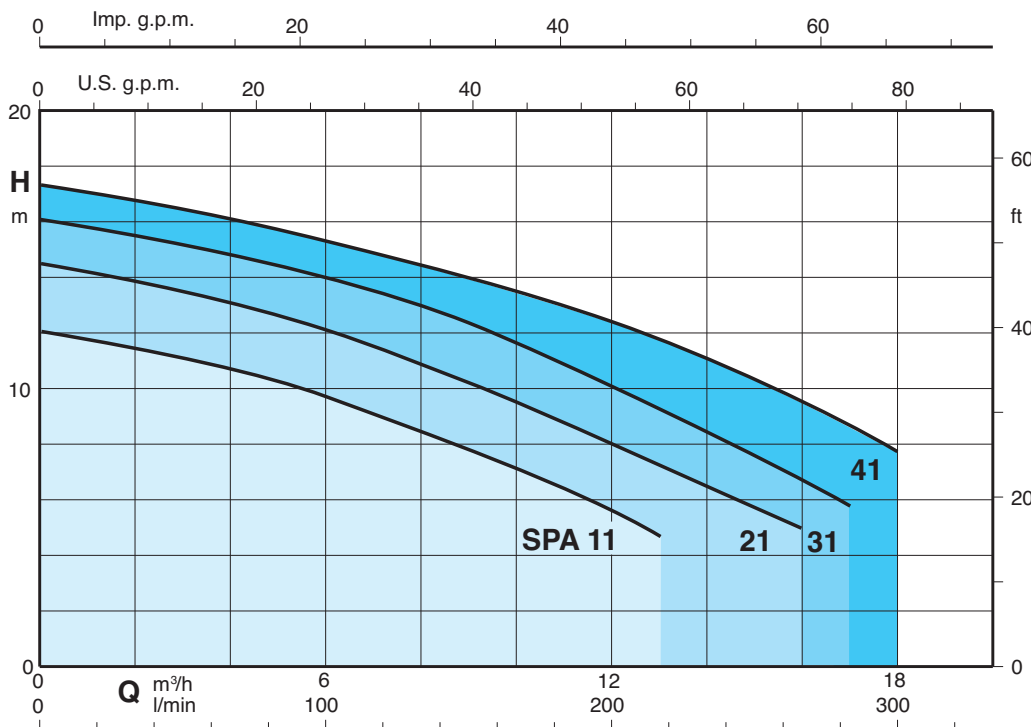
- Other voltages.
- Frequency 60 Hz (as per 60 Hz data sheet).

Materials

| Component | Material |
|-------------------------------|---|
| Pump casing Union coupling | ABS (Acrylonitrile-Butadiene-Styrene) |
| Diffuser cover Impeller | Glass reinforced thermoplastic: PPO-GF30, NORYL* |
| Diffuser-wall with wear-ring | Cr-Ni-Mo stainless steel 1.4401 EN 10088 (AISI 316) |
| Mechanical seal | Ceramic alumina, Carbon, FPM |

* Trademark of General Electric

Coverage chart n ≈ 2800 rpm



Performance $n \approx 2800$ rpm

| | 3~ 230 V 400 V | | 1~ 230 V | P ₁ | P ₂ | | Q | | | | | | | | | | | |
|----------|----------------|-----|----------|----------------|----------------|------|------|----|------|-------------------|------|------|------|------|-----|-----|-----|----|
| | A | A | | | A | kW | | kW | HP | m ³ /h | 0 | 3 | 6 | 9 | 12 | 13 | 16 | 17 |
| SPA 11 | 2,8 | 1,6 | SPA 11 | 3,3 | 0,73 | 0,45 | 0,6 | H | 12 | 11,1 | 9,7 | 7,8 | 5,6 | 4,7 | | | | |
| SPA 21/A | 3 | 1,7 | SPA 21/A | 4,5 | 1 | 0,55 | 0,75 | | 14,5 | 13,4 | 12,1 | 10,2 | 7,9 | 7,2 | 5 | | | |
| SPA 31/B | 3,7 | 2,2 | SPA 31/A | 5,4 | 1,2 | 0,75 | 1 | | 16,1 | 15,2 | 13,9 | 12,4 | 10,2 | 9,3 | 6,8 | 5,8 | | |
| SPA 41/A | 4,7 | 2,7 | SPA 41 | 7 | 1,6 | 1,1 | 1,5 | | 17,3 | 16,5 | 15,3 | 14 | 12,4 | 11,8 | 9,5 | 8,6 | 7,7 | |

P₁ Max. power input.

P₂ Rated motor power output.

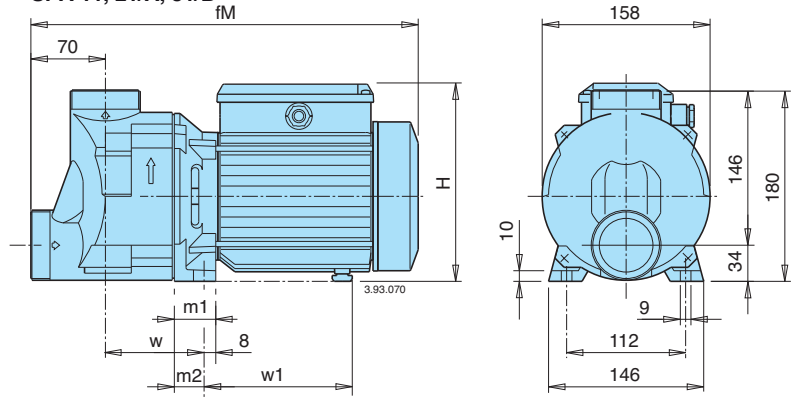
H Total head in m.

Tolerances in accordance with UNI EN ISO 9906:2012

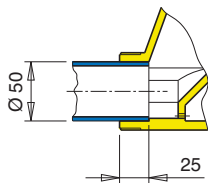
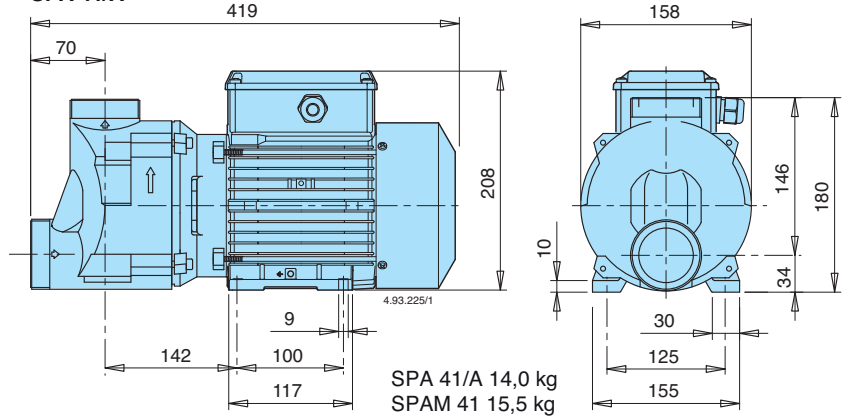
Dimensions and weights

| Type | mm | | | | | | kg | |
|----------|-----|-----|----|----|-----|-----|-----|------|
| | fM | H | m1 | m2 | w1 | w | SPA | SPAM |
| SPA 11 | 339 | 176 | 34 | 26 | 122 | 97 | 6,7 | 6,8 |
| SPA 21/A | 371 | 191 | 39 | 31 | 136 | 102 | 8 | 9 |
| SPA 31/B | 371 | 191 | 39 | 31 | 136 | 102 | 9,8 | 10 |

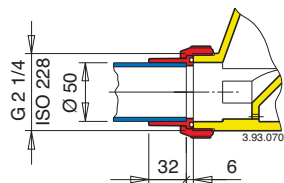
SPA 11, 21/A, 31/B



SPA 41/A



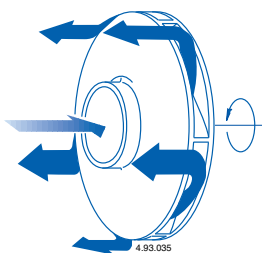
Cemented joint.



Threaded union coupling.

Features

Diffuser with peripheral-longitudinal flow, of stainless steel for **extra reliability**.



Mechanical seal without contact with the shaft, for **extra safety**.

