




# JS PUMP

## KZ/KZN



### SNAD / SLUDGE / SLURRY PUMPS

#### ■ FEATURES

- HEAVY DUTY-CONSTRUCTION
- TOP DISCHARGE
- WATER JACKET WITH AXIAL FLOW COOLING.
- DOUBLE MECHANICAL SEAL
- BUILT IN AGITATOR, SPECIALLY DESIGNED TO CREATE AN INHERENT MIXING ACTION AT THE PUMP INLET CAUSING THE SOLIDS TO MOVE INTO SUSPENSION AND KEEPING THE IMPELLER AND FLOW CHAMBER CLEAR AND UNCLOGGED.
- HEAVY DUTY WEAR RESISTANT IMPELLER AND AGITATOR.

### KZ / SUBMERSIBLE SAND PUMPS

#### ■ APPLICATIONS

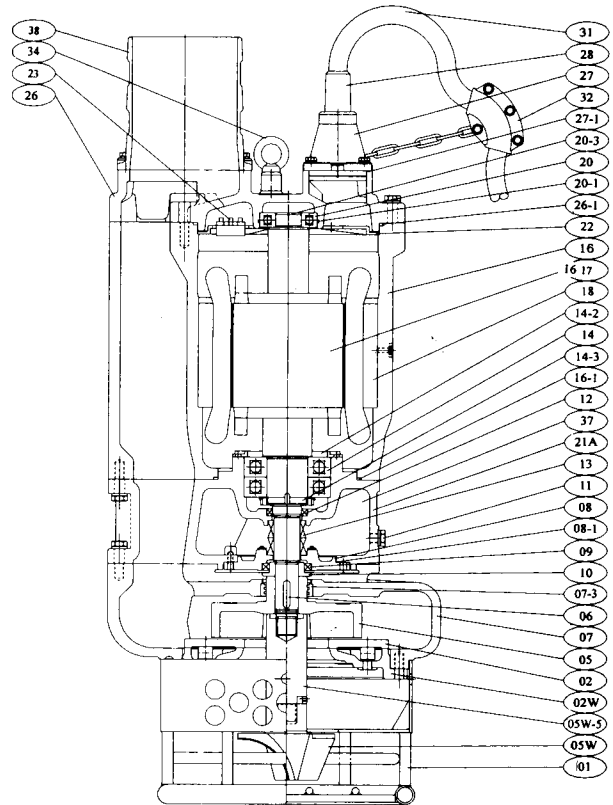
GROUND AND NUISANCE WATER REMOVAL DRAINAGE FROM DAMS, SEWER SYSTEMS, TUNNELS, RIVER IMPROVEMENT PROJECTS, CONSTRUCTION SITES.

### KZN / SLUDGE / SLURRY PUMPS

#### ■ APPLICATIONS

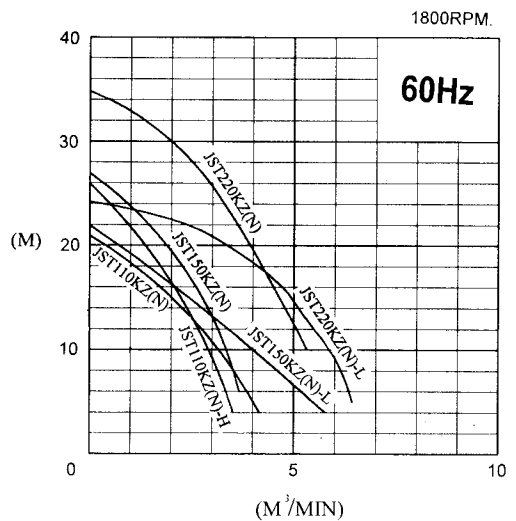
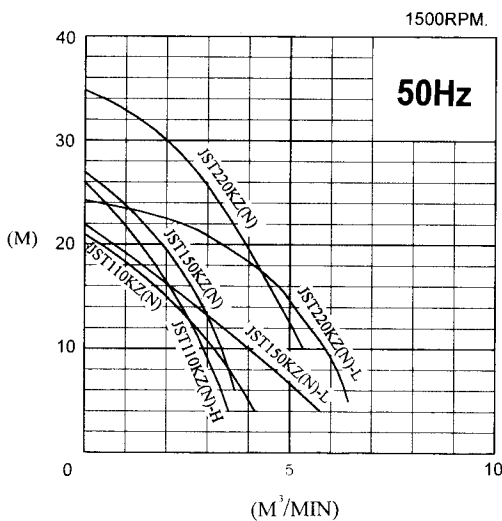
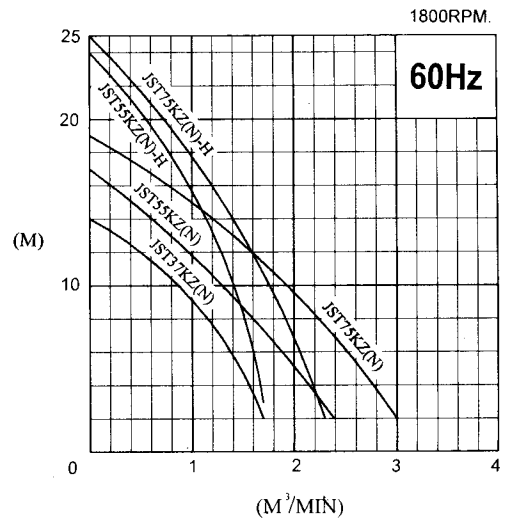
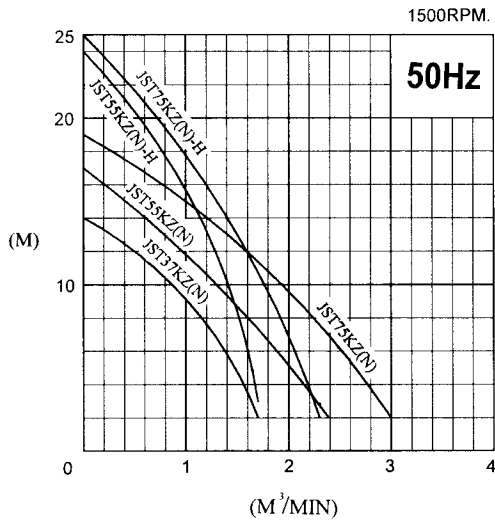
MUDDY LIQUID GENERATED FROM-CIVIL ENGINEERING PROJECTS AND ARCHITECTURAL WORKS. ALSO SUITABLE FOR AGRICULTURAL WASTE PROJECTS.

## PARTS LIST



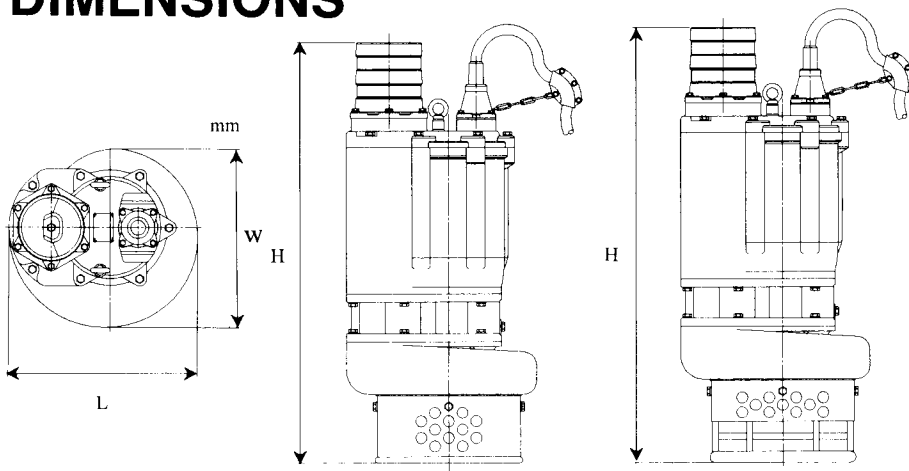
NO	DESCRIPTION	MATERIAL
01	STRAINER (KZ)	ST
01	STRAINER (KZN)	ST
02	SUCTION COVER	HICR
02W	SUCTION COVER HOLDER	FC 200
05	IMPELLER	HICR
05W	AGITATOR	HICR
05W-5	SPINDLE IMPELLER	S45C
06	KEY	SUS 304
07	PUMP HOUSING	FCD 450
07-3	PUMP HOUSING SLEEVE	SKD11
08	COVER OF OIL CHAMBER	FC 200
08-1	ORING	NBR
09	LIP SEAL (BOTTOM)	NBR
10	SHAFT SLEEVE	SKD11
11	PLUGS	SUS 304
12	LIP SEAL (BOTTOM)	NBR
13	MECHANICAL SEAL	SIC / SIC
14	BEARING (BOTTOM)	
14-2	BEARING COVER	FCD 450
14-3	NUTS WITH ROLLING BEARINGS	ST
16	MOTOR CASING	FC 200
16-1	ORING	NBR
17	ROTOR SHAFT	SUS 410
18	STATOR	
20	BEARING (UP)	
20-1	ORING	NBR
20-3	WASHER ROOFING	
21A	MOTOR BOTTOM COVER	FC 200
22	SEPARATOR BOARD	AL
23	OVERLOAD PROTECTOR	
26	UPPER COVER	FCD 450
26-1	ORING	NBR
27	CABLE GLAND	FC 200
27-1	ORING	NBR
28	RUBBER SLEEVE	NBR
31	CABLE	PVC
32	CABLE CLAMPS	FC 200
34	HANDLE	ST
37	OIL	R-32
38	DISCHARGE OUTLET	FC 200

# KZ/KZN PERFORMANCE CURVE



Pump Type		Output H.P.	Discharge (inch)	Voltage 50Hz or 60Hz	Continuous		Maximum		Max. Solids (mm)	Weight (kg)
KZ	KZN				Head m	Capacity m³ / min	Head m	Capacity m³ / min		
JST37KZ	JST37KZN	5	3"	3 phase  220v   480v	12	0.50	14	1.7	20	130
JST55KZ-H	JST55KZN-H	7.5	3"		20	0.55	24	1.7	25	150
JST55KZ	JST55KZN	7.5	4"		10	1.3	17	2.4	25	150
JST75KZ-H	JST75KZN-H	10	4"		16	1.2	25	2.3	25	180
JST75KZ	JST75KZN	10	4"		12	1.6	19	3	25	180
JST110KZ-H	JST110KZN-H	15	4"		18	1.75	26	3.5	35	245
JST110KZ	JST110KZN	15	6"		15	2	21	4.2	35	245
JST150KZ	JST150KZN	20	6"		15	2.8	27	3.8	35	265
JST150KZ-L	JST150KZN-L	20	6"		10	4	22	5.85	35	265
JST220KZ	JST220KZN	30	8"		20	4	35	5.3	35	410
JST220KZ-L	JST220KZN-L	30	8"	15	5	24	6.4	35	410	

## DIMENSIONS



Pump Type		L	W	H
KZ	KZN			
JST37KZ	JST37KZN	420	410	790/820
JST55KZ-H	JST55KZN-H	420	410	790/820
JST55KZ	JST55KZN	420	410	790/820
JST75KZ-H	JST75KZN-H	420	410	820/840
JST75KZ	JST75KZN	420	410	820/840
JST110KZ-H	JST110KZN-H	565	485	950/1100
JST110KZ	JST110KZN	565	485	950/1100
JST150KZ	JST150KZN	565	485	950/1100
JST150KZ-L	JST150KZN-L	565	485	950/1100
JST220KZ	JST220KZN	578	543	1280/1325
JST220KZ-L	JST220KZN-L	578	543	1280/1325