



water solutions

# Data sheet

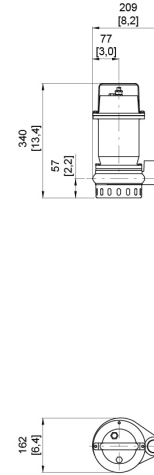
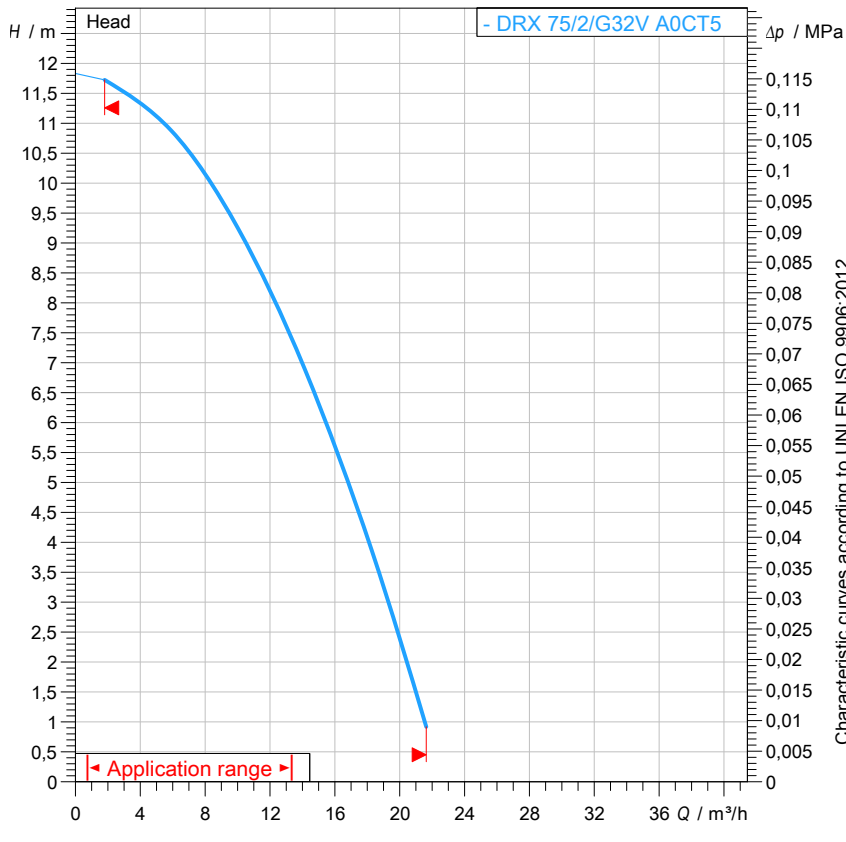
## DRX 75/2/G32V A0CT5

# X

series

### Technical specification

3~ 50 Hz



#### Pump

Series	X series
Pump name	DRX 75/2/G32V A0CT5
Configuration	NYNAQ51040N00NN
Standard	EN 809:2009

#### Motor data

Rated voltage	400 V
Frequency	50 Hz
Motor phases	3~
Number of poles	2
Rated power P2	0,55 kW
Incoming power P1	0,80 kW
Rated current	1,4 A
rpm	2640 1/min
Efficiency	60,2 %
cos φ	0,85
Rated torque	2,0 Nm
Start	Direct starting
Degree of protection	IP 68
Insulation class	F

#### Hydraulic

Type	DR (Multi-channel open)
Free passage	15 mm
Impeller type	Multi channel impeller
Discharge	G 1" 1/4 -
Curve tolerance	UNI EN ISO 9906:2012

#### Operating limits (standard pumps)

Max. ambient temperature	40 °C
Max. density treated liquid	1100 kg/m³
Max. immersion depth	20 m
pH treated liquid	3 ÷ 14
Max. start per hour (equally distributed)	30
Wet/dry use	WET
Max. acoustic pressure level	70 dB
Operating mode	S1 - Continuous use

#### Construction materials

Case	AISI 316
Shaft	AISI 316
Hydraulic	AISI 316
Impeller	AISI 316
Screws	Stainless steel - Class A4-70
Gaskets	VITON
Strainer	AISI 316

#### Construction features

Main cable	4G1
Cable length	10 mt
Mechanical seals	2 in silicon carbide
Additional drilling	-
Weight*	17 kg
Electrical variant	No electrical device equipped

\* cable's weight not included

Rev. 0 - 16-12-2014

All data shown are not binding. Zenit reserves the right to change data and dimensions without notice.

Created on: 2017-06-14

zenit.com

Page 1 / 3



water solutions

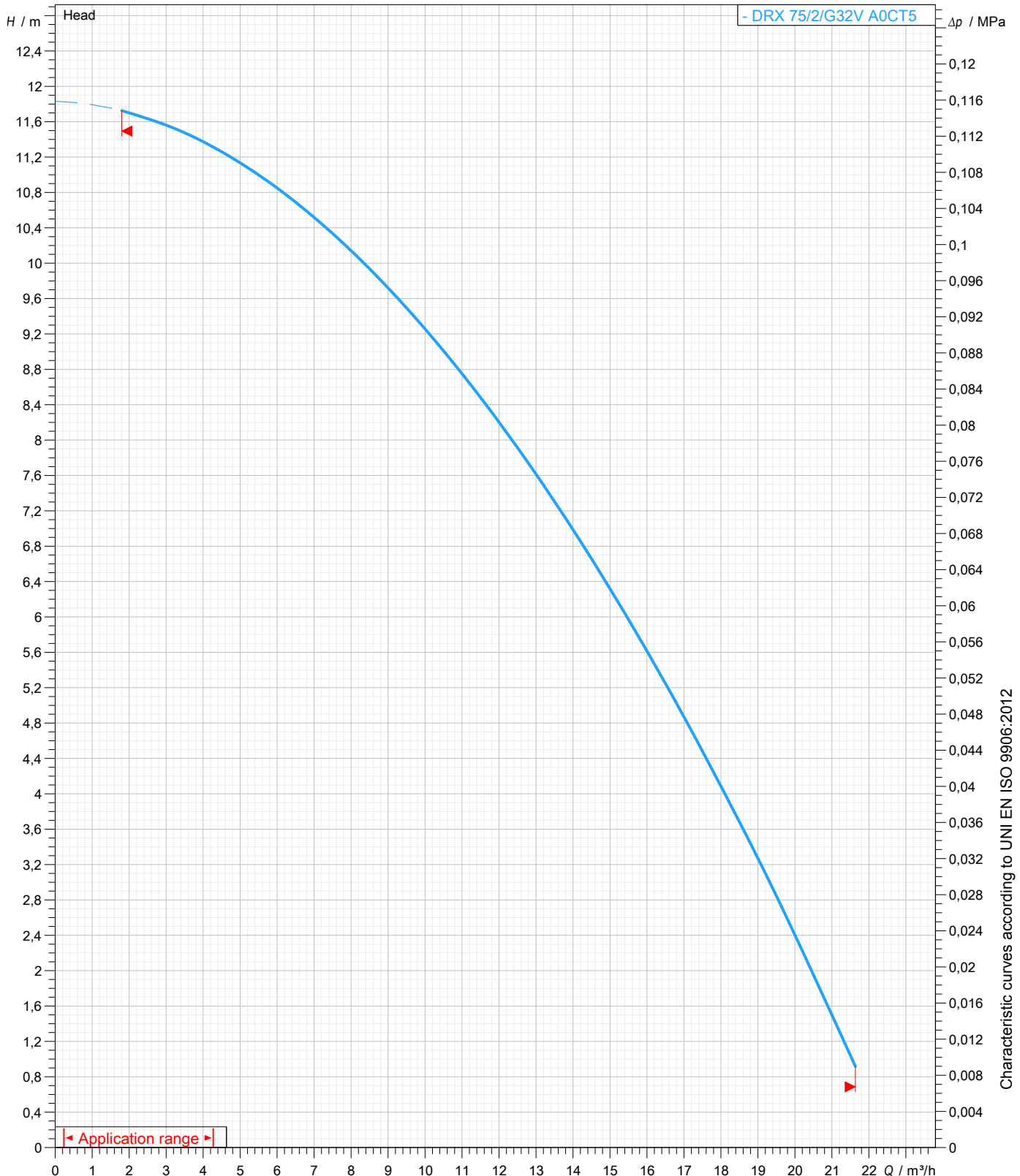
# Data sheet DRX 75/2/G32V A0CT5

# X series

## Pump performance curves

3~ 50 Hz

Hydraulic type DR (Multi-channel open)	Impeller type Multi channel impeller	Free passage 15 mm	Discharge G 1" 1/4	Suction -	
<b>DUTY POINT</b>					
Flow	Head	Shaft power P2	Hydraulic efficiency	Density 998,3 kg/m <sup>3</sup>	Viscosity 1,005 mm <sup>2</sup> /s



Characteristic curves according to UNI EN ISO 9906:2012



water solutions

# Data sheet DRX 75/2/G32V A0CT5

**X**  
series

## Dimensional drawing

3~ 50 Hz

**Installation type** Free Installation

WET/DRY use: WET

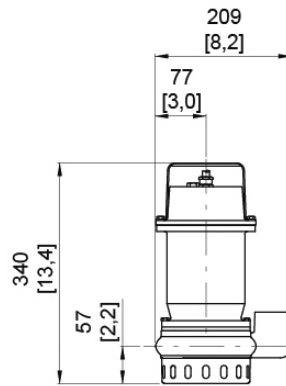
Discharge: G 1" 1/4 -

Pressure rating (suction/discharge): -

Accessory \* : -

Accessory code \* : -

\* Accessory must be ordered separately



L1: Minimum operating level for continuous use  
L2: Minimum operating level for discontinuous use

[ mm ]  
[ inch ]