



water solutions

# Data sheet

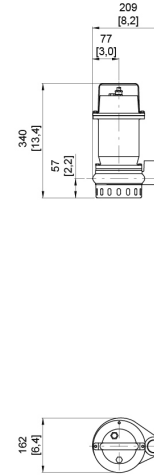
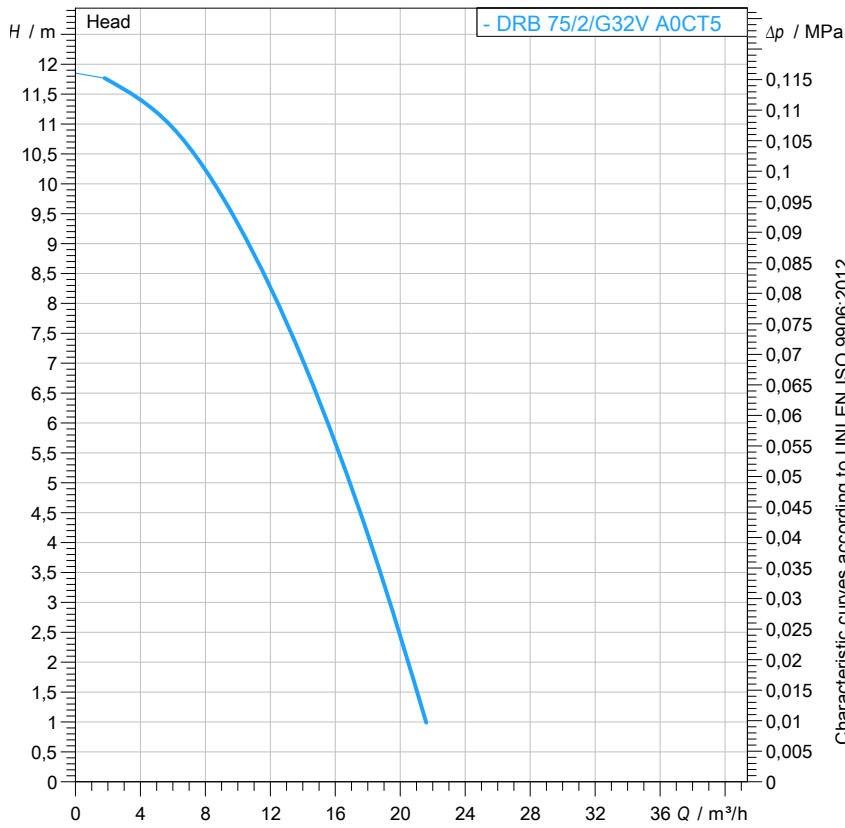
## DRB 75/2/G32V A0CT5

# B

series

### Technical specification

### 3~ 50 Hz



[ mm ]  
[ inch ]

#### Pump

Series	B series
Pump name	DRB 75/2/G32V A0CT5
Configuration	NGNAB51040N00NN
Standard	EN 809:2009

#### Motor data

Rated voltage	400 V
Frequency	50 Hz
Motor phases	3~
Number of poles	2
Rated power P2	0,55 kW
Incoming power P1	0,80 kW
Rated current	1,4 A
rpm	2640 1/min
Efficiency	60,2 %
cos φ	0,85
Rated torque	2,0 Nm
Start	Direct starting
Degree of protection	IP 68
Insulation class	F

#### Hydraulic

Type	DR (Multi-channel open)
Free passage	15 mm
Impeller type	Multi channel impeller
Discharge	G 1" 1/4 -
Curve tolerance	UNI EN ISO 9906:2012

#### Operating limits (standard pumps)

Max. ambient temperature	40 °C
Max. density treated liquid	1100 kg/m³
Max. immersion depth	20 m
pH treated liquid	5 ÷ 11
Max. start per hour (equally distributed)	30
Wet/dry use	WET
Max. acoustic pressure level	70 dB
Operating mode	S1 - Continuous use

#### Construction materials

Case	Bronze B10
Shaft	Stainless steel - AISI 416
Hydraulic	Bronze B10
Impeller	Bronze B10
Screws	Stainless steel - Class A4-70
Gaskets	VITON
Strainer	Stainless steel - AISI 316

#### Construction features

Main cable	4G1
Cable length	10 mt
Mechanical seals	2 in silicon carbide (2SiC)
Additional drilling	-
Weight*	17 kg
Electrical variant	No electrical device equipped

\* cable's weight not included



water solutions

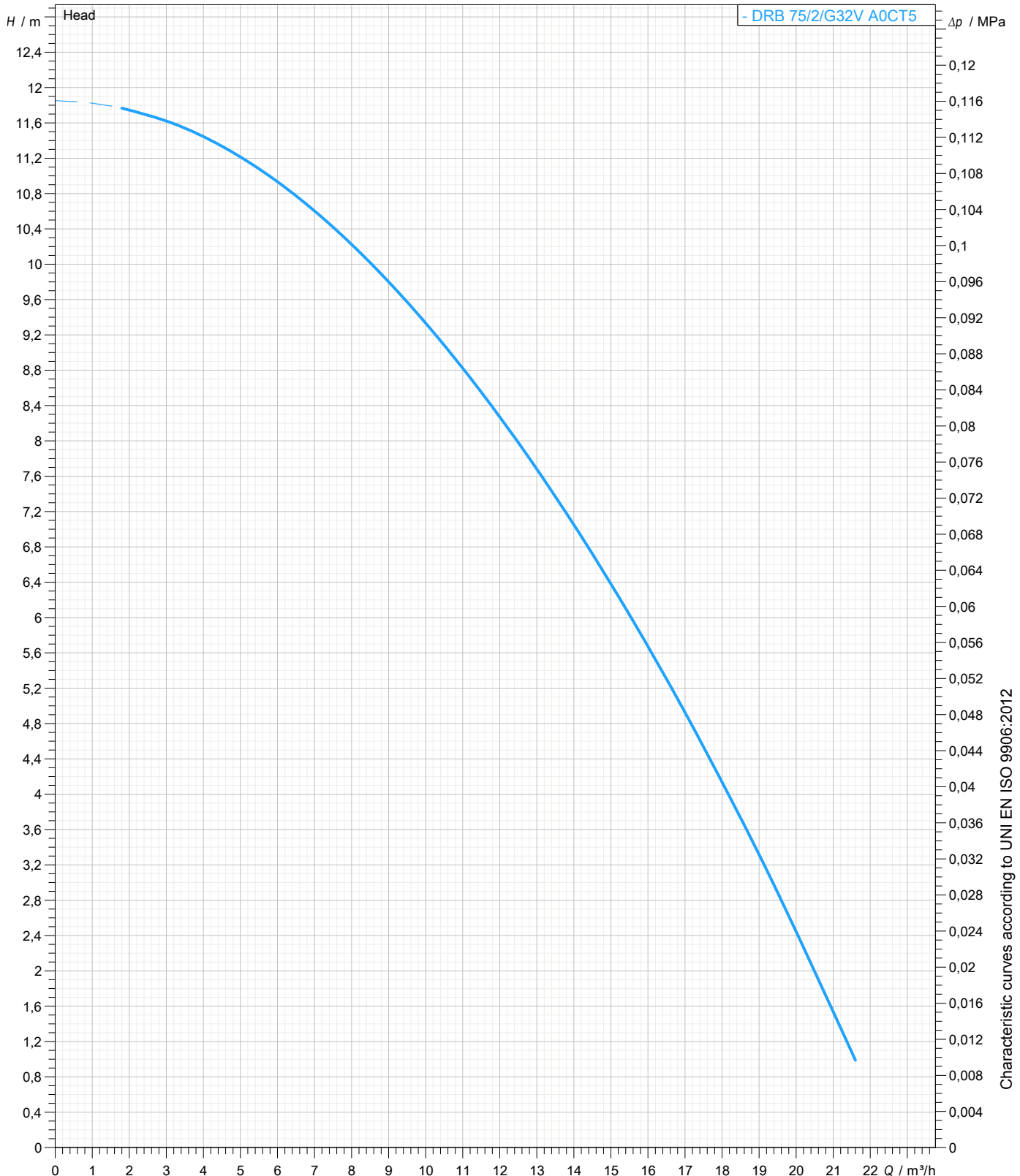
# Data sheet DRB 75/2/G32V A0CT5

# B series

## Pump performance curves

3~ 50 Hz

Hydraulic type DR (Multi-channel open)	Impeller type Multi channel impeller	Free passage 15 mm	Discharge G 1" 1/4	Suction -	
<b>DUTY POINT</b>					
Flow	Head	Shaft power P2	Hydraulic efficiency	Density 998,3 kg/m <sup>3</sup>	Viscosity 1,005 mm <sup>2</sup> /s



Characteristic curves according to UNI EN ISO 9906:2012



water solutions

Data sheet  
**DRB 75/2/G32V A0CT5**

**B**  
series