



water solutions

Data sheet

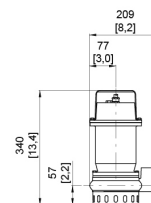
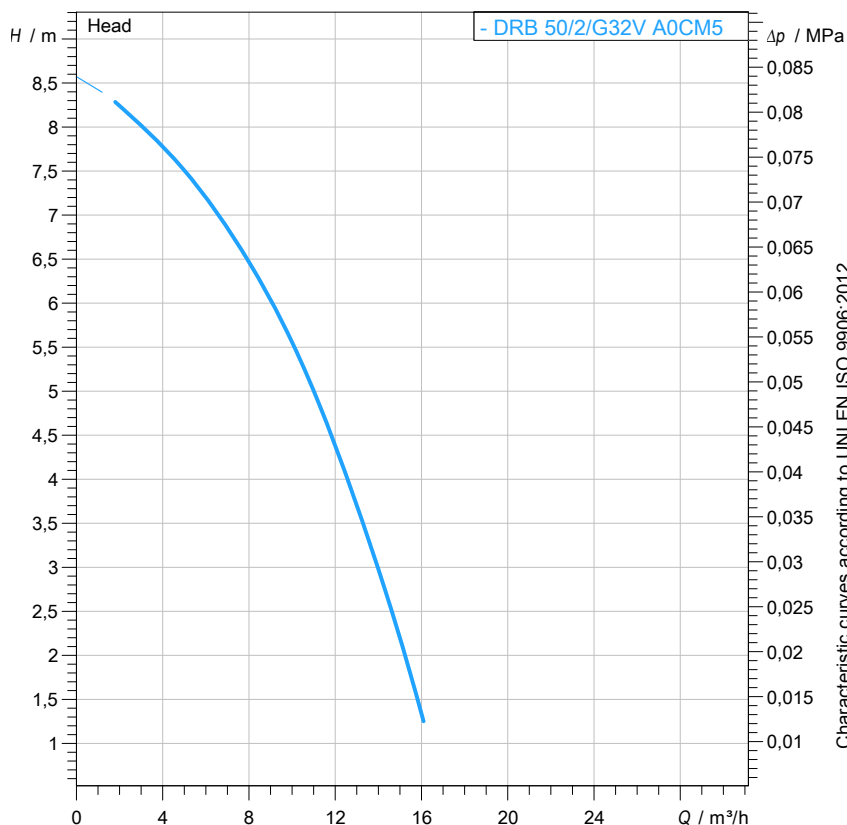
DRB 50/2/G32V A0CM5

B

series

Technical specification

1~ 50 Hz

[mm]
[inch]

Pump

Series	B series
Pump name	DRB 50/2/G32V A0CM5
Configuration	NGTAB51023N00NN
Standard	EN 809:2009

Motor data

Rated voltage	230 V
Frequency	50 Hz
Motor phases	1~
Number of poles	2
Rated power P2	0,37 kW
Incoming power P1	0,60 kW
Rated current	2,9 A
rpm	2820 1/min
Efficiency	60,8 %
cos φ	0,98
Rated torque	1,3 Nm
Start	
Degree of protection	IP 68
Insulation class	F

Hydraulic

Type	DR (Multi-channel open)
Free passage	15 mm
Impeller type	Multi channel impeller
Discharge	G 1" 1/4 -
Curve tolerance	UNI EN ISO 9906:2012

Operating limits (standard pumps)

Max. ambient temperature	40 °C
Max. density treated liquid	1100 kg/m³
Max. immersion depth	20 m
pH treated liquid	5 ÷ 11
Max. start per hour (equally distributed)	30
Wet/dry use	WET
Max. acoustic pressure level	70 dB
Operating mode	S1 - Continuous use

Construction materials

Case	Bronze B10
Shaft	Stainless steel - AISI 416
Hydraulic	Bronze B10
Impeller	Bronze B10
Screws	Stainless steel - Class A4-70
Gaskets	VITON
Strainer	Stainless steel - AISI 316

Construction features

Main cable	4G1
Cable length	10 mt
Mechanical seals	2 in silicon carbide (2SiC)
Additional drilling	-
Weight*	17 kg
Electrical variant	Thermal protection

* cable's weight not included

Rev. 0 - 16-12-2014

All data shown are not binding. Zenit reserves the right to change data and dimensions without notice.

Created on 2017-06-14

zenit.com

Page 1 / 3



water solutions

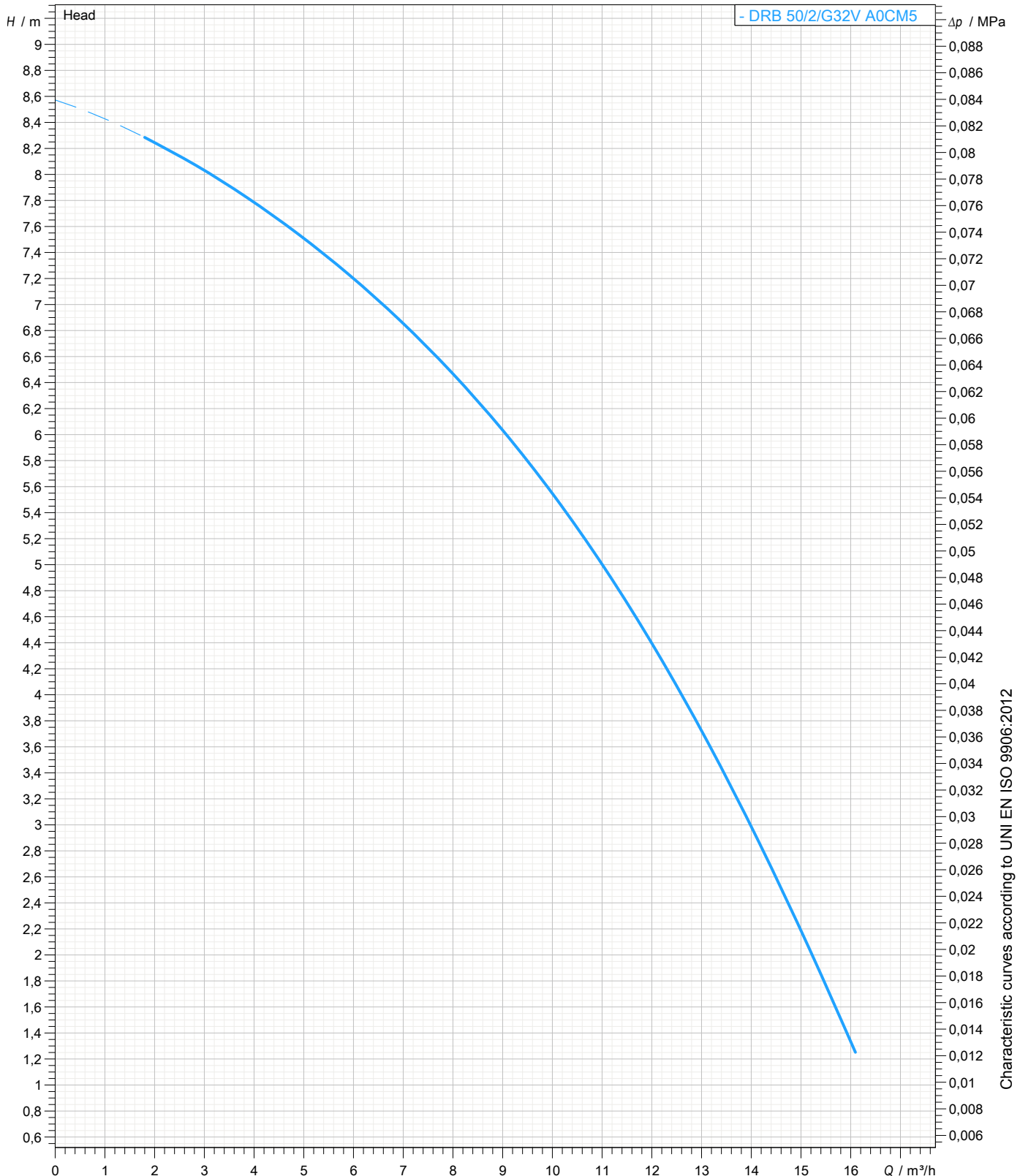
Data sheet DRB 50/2/G32V A0CM5

B series

Pump performance curves

1~ 50 Hz

Hydraulic type DR (Multi-channel open)		Impeller type Multi channel impeller		Free passage 15 mm	Discharge G 1" 1/4	Suction -
DUTY POINT						
Flow	Head	Shaft power P2	Hydraulic efficiency	Density 998,3 kg/m ³	Viscosity 1,005 mm ² /s	



Characteristic curves according to UNI EN ISO 9906:2012



water solutions

Data sheet
DRB 50/2/G32V A0CM5

B
series