




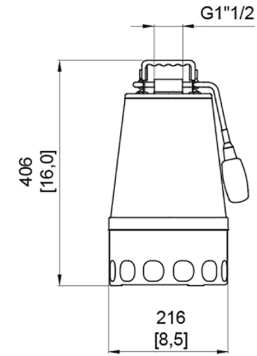
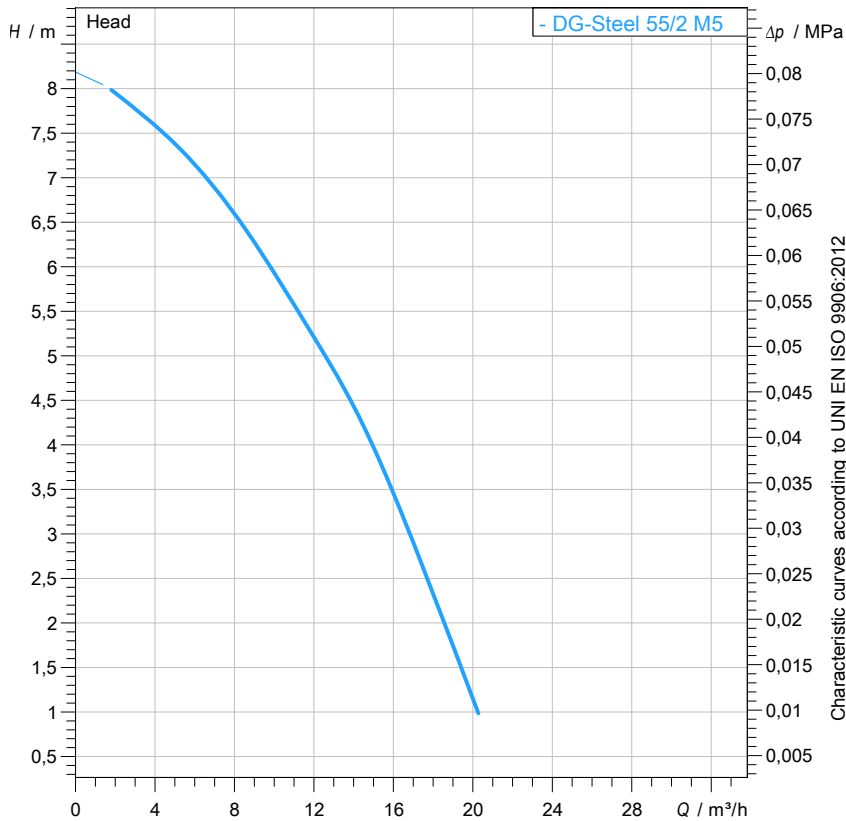
water solutions

Data sheet

DG-Steel 55 M5

Steel
series

Technical specification

1~ 50 Hz

 [mm
[inch]]

Pump

Series	Steel series
Pump name	DG-Steel 55 M5
Configuration	0 TG5H2300NN
Standard	EN 809:2009

Motor data

Rated voltage	230 V
Frequency	50 Hz
Motor phases	1~
Number of poles	2
Rated power P2	0,55 kW
Incoming power P1	1,00 kW
Rated current	4,3 A
rpm	2710 1/min
Efficiency	71,0 %
cos φ	0,99
Rated torque	1,9 Nm
Start	
Degree of protection	IP 68
Insulation class	F

Hydraulic

Type	DG (Set-back Vortex)
Free passage	40 mm
Impeller type	Vortex impeller
Max. hydraulic efficiency	
Suction	-
Discharge	G 1" 1/2 -
Curve tolerance	UNI EN ISO 9906:2012

Operating limits (standard pumps)

Max. ambient temperature	40 °C
Max. density treated liquid	1100 kg/m ³
Max. immersion depth	10 m
pH treated liquid	6 ÷ 14
Max. start per hour (equally distributed)	30
Wet/dry use	WET
Max. acoustic pressure level	70 dB
Operating mode	S1 - Continuous use

Construction materials

Case	Stainless steel - AISI 304
Shaft	Stainless steel AISI 431
Hydraulic	Stainless steel - AISI 304
Impeller	Stainless steel - AISI 304
Screws	Stainless steel - Class A2-70
Gaskets	NBR
Strainer	Stainless steel - AISI 304

Construction features

Main cable	3G1
Cable length	5 mt - Shuko plug
Mechanical seals	1 in silicon carbide (SiC) and 1 in alumina graphite (AL)
Weight*	8,1 kg
Electrical variant	Thermal protection, capacitor and float switch (on the motor cover)

* cable's weight not included



water solutions

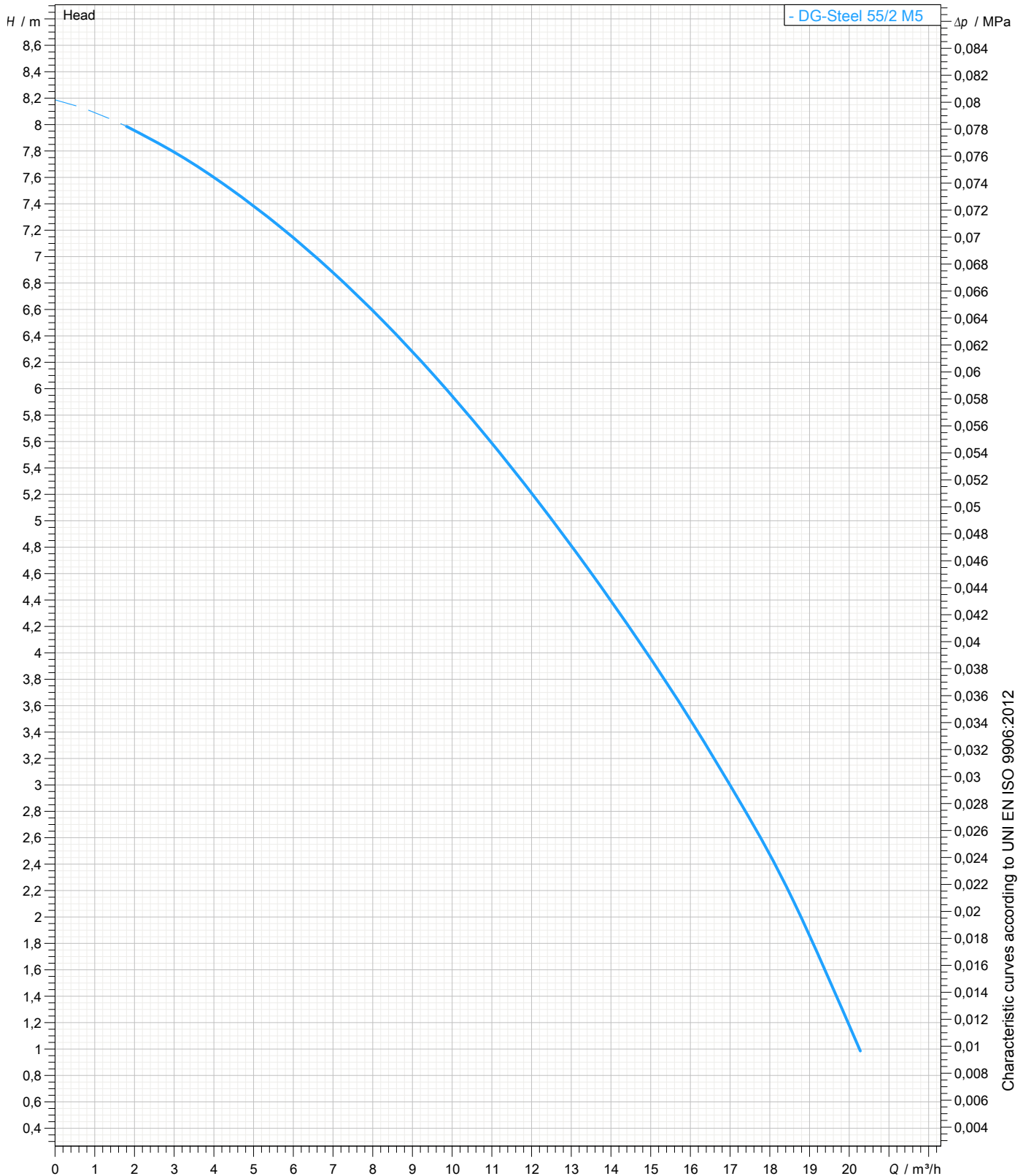
Data sheet DG-Steel 55 M5

Steel
series

Pump performance curves

1~ 50 Hz

Hydraulic type DG (Set-back Vortex)		Impeller type Vortex impeller	Free passage 40 mm	Discharge G 1" 1/2	Suction -
DUTY POINT					
Flow	Head	Shaft power P2	Hydraulic efficiency	Density 998,3 kg/m ³	Viscosity 1,005 mm ² /s



Characteristic curves according to UNI EN ISO 9906:2012



water solutions

Data sheet
DG-Steel 55 M5


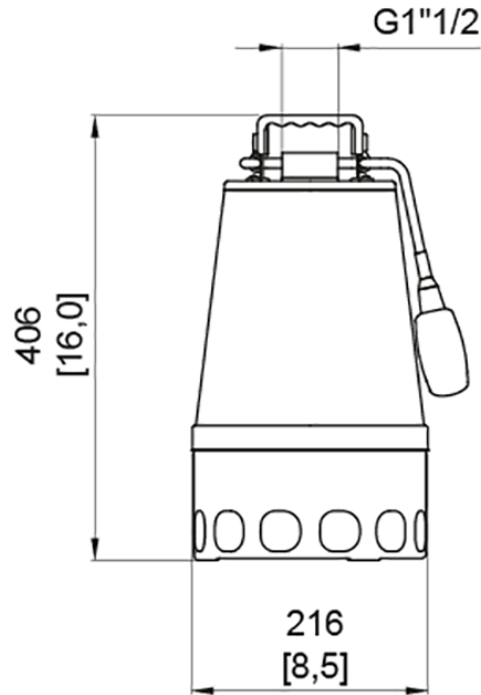
Steel
series

Dimensional drawing

1~ 50 Hz

Installation type Free Installation
WET/DRY use: WET
Discharge: G 1" 1/2 -
Pressure rating (suction/discharge): -

Suction: -



[mm]
[inch]