
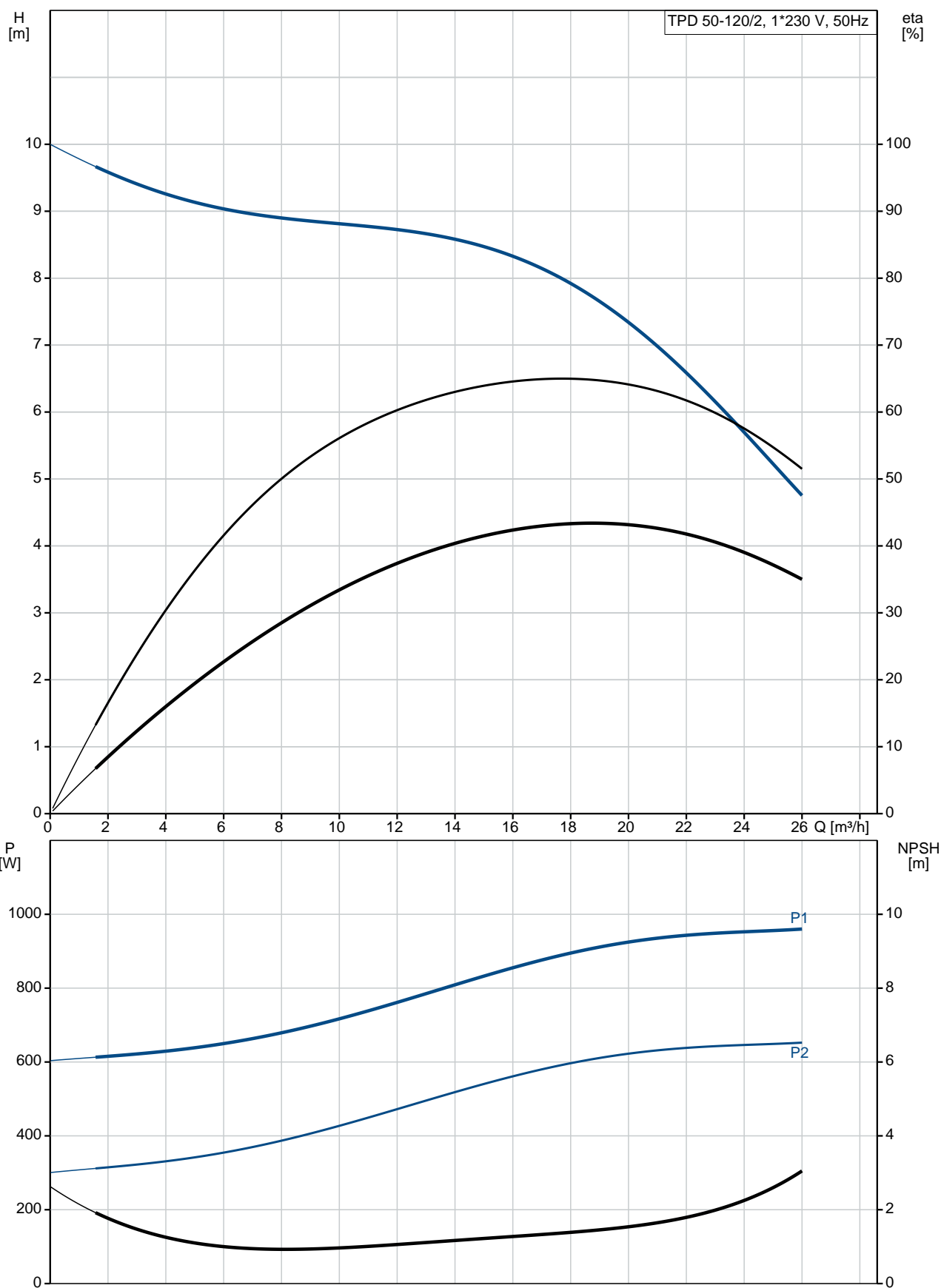


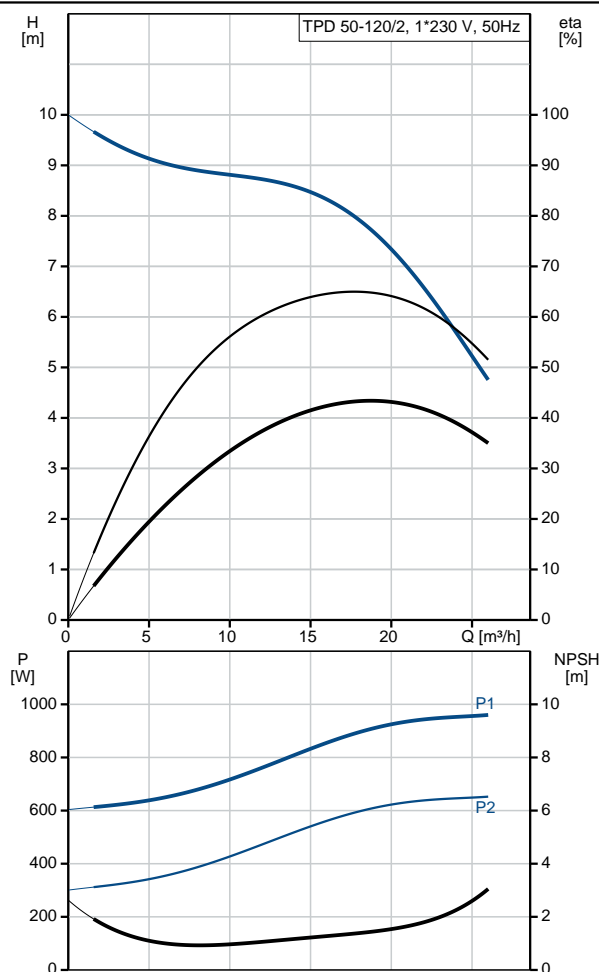
Position	Qty.	Description
	1	<p>TPD 50-120/2 A-F-A-BQQE</p>  <p>Product No.: 98957981</p> <p>Single-stage, close-coupled, volute twin-head pump with in-line suction and discharge ports of identical diameter. The twin-head pump is designed with two parallel power-heads. The pump is of the top-pull-out design, i.e. the power head (motor, pump head and impeller) can be removed for maintenance or service while the pump housing remains in the pipework.</p> <p>Each power head is fitted with an unbalanced rubber bellows seal. The shaft seal is according to EN 12756. Pipework connection is via PN 6/10 DIN flanges (EN 1092-2 and ISO 7005-2).</p> <p>Each power head is fitted with a fan-cooled asynchronous motor of identical size.</p> <p>Liquid:</p> <p>Pumped liquid: Water</p> <p>Liquid temperature range: -25 .. 120 °C</p> <p>Liquid temperature during operation: 20 °C</p> <p>Density: 998.2 kg/m³</p> <p>Technical:</p> <p>Rated flow: 17.3 m³/h</p> <p>Rated head: 8.09 m</p> <p>Actual impeller diameter: 87 mm</p> <p>Primary shaft seal: BQQE</p> <p>Curve tolerance: ISO9906:2012 3B</p> <p>Materials:</p> <p>Pump housing: Cast iron EN-JL1040</p> <p>Impeller: ASTM A48-40 B Stainless steel DIN W.-Nr. 1.4301 AISI 304</p> <p>Installation:</p> <p>Range of ambient temperature: -30 .. 40 °C</p> <p>Maximum operating pressure: 10 bar</p> <p>Flange standard: DIN</p> <p>Pipe connection: DN 50</p> <p>Pump inlet: DN 50</p> <p>Pump outlet: DN 50</p> <p>Pressure rating: PN 6/10</p> <p>(@): 280 mm</p> <p>Flange size for motor: FT100</p> <p>Electrical data:</p> <p>Motor type: 80B</p> <p>Rated power - P2: 2 x 0.75 kW</p> <p>Mains frequency: 50 Hz</p> <p>Rated voltage: 1 x 220-230/240 V</p> <p>Rated current: 5.10/4.75 A</p>

Position	Qty.	Description
		<p>Starting current: 300 %</p> <p>Cos phi - power factor: 0.99</p> <p>Rated speed: 2780 rpm</p> <p>Efficiency: 72.1%</p> <p>Motor efficiency at full load: 72.1 %</p> <p>Number of poles: 2</p> <p>Enclosure class (IEC 34-5): 55 Dust/Jetting</p> <p>Insulation class (IEC 85): F</p> <p>Others:</p> <p>Minimum efficiency index, MEI : 0.45</p> <p>ErP status: EuP Standalone/Prod.</p> <p>Net weight: 63 kg</p> <p>Gross weight: 70 kg</p> <p>Shipping volume: 0.12 m³</p> <p>Country of origin: HU</p> <p>Custom tariff no.: 84137065</p>

98957981 TPD 50-120/2 A-F-A-BQQE 50 Hz



Description	Value
General information:	
Product name:	TPD 50-120/2 A-F-A-BQQE
Product No:	98957981
EAN number:	5712604244487
Price:	2.633,00 GBP
Technical:	
Rated flow:	17.3 m³/h
Rated head:	8.09 m
Head max:	120 dm
Actual impeller diameter:	87 mm
Primary shaft seal:	BQQE
Curve tolerance:	ISO9906:2012 3B
Pump version:	A
Model:	A
Materials:	
Pump housing:	Cast iron
	EN-JL1040
	ASTM A48-40 B
Impeller:	Stainless steel
	DIN W.-Nr. 1.4301
	AISI 304
Material code:	A
Installation:	
Range of ambient temperature:	-30 .. 40 °C
Maximum operating pressure:	10 bar
Flange standard:	DIN
Pipe connection:	DN 50
Pump inlet:	DN 50
Pump outlet:	DN 50
Pressure rating:	PN 6/10
(@)	280 mm
Flange size for motor:	FT100
Connect code:	F
Liquid:	
Pumped liquid:	Water
Liquid temperature range:	-25 .. 120 °C
Liquid temperature during operation:	20 °C
Density:	998.2 kg/m³
Electrical data:	
Motor type:	80B
Rated power - P2:	2 x 0.75 kW
Mains frequency:	50 Hz
Rated voltage:	1 x 220-230/240 V
Rated current:	5.10/4.75 A
Starting current:	300 %
Cos phi - power factor:	0.99
Rated speed:	2780 rpm
Efficiency:	72.1%
Motor efficiency at full load:	72.1 %
Number of poles:	2
Enclosure class (IEC 34-5):	55 Dust/Jetting
Insulation class (IEC 85):	F
Motor protec:	PTO
Motor No:	85215104
Others:	
Minimum efficiency index, MEI :	0.45
ErP status:	EuP Standalone/Prod.
Net weight:	63 kg





Company name:

Created by:

Phone:

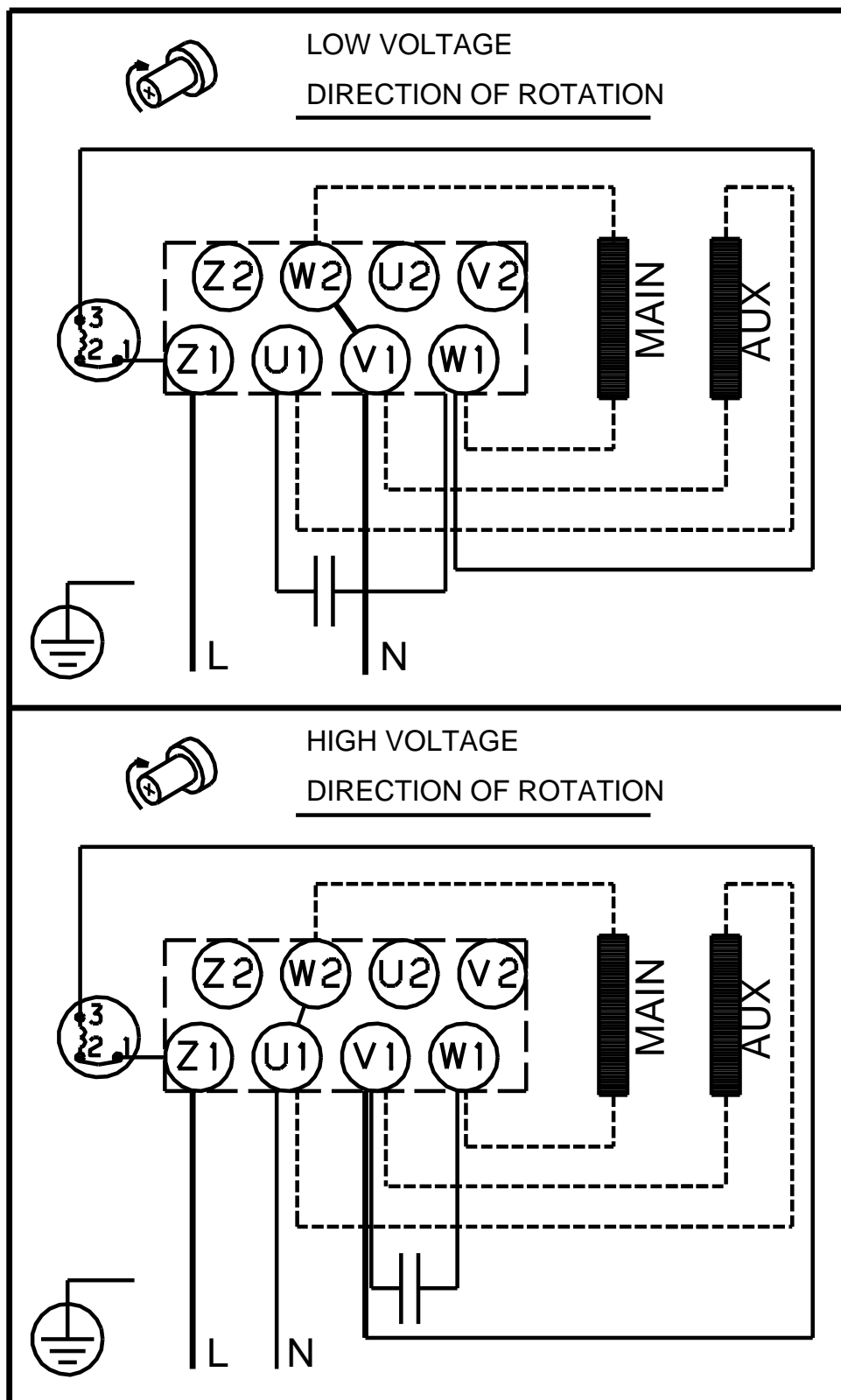
Date:

11/10/2018

Description	Value
Gross weight:	70 kg
Shipping volume:	0.12 m³
Country of origin:	HU
Custom tariff no.:	84137065

6/7

98957981 TPD 50-120/2 A-F-A-BQQE 50 Hz



Note! All units are in [mm] unless others are stated.