


Qty.	Description																																														
1	<p data-bbox="199 336 534 369">TPE2 65-200-N A-F-A-BQQE</p> <div data-bbox="311 403 454 616" style="text-align: center;">  </div> <p data-bbox="199 660 470 683">Product No.: 98437903</p> <p data-bbox="199 716 1444 795">Single-stage, close-coupled, volute pump with in-line suction and discharge ports of identical diameter. The pump is of the top-pull-out design, i.e. the power head (motor, pump head and impeller) can be removed for maintenance or service while the pump housing remains in the pipework.</p> <p data-bbox="199 806 1412 862">The shaft seal is according to EN 12756. Pipework connection is via PN 6/10 DIN flanges (EN 1092-2 and ISO 7005-2).</p> <p data-bbox="199 862 1444 918">The pump is fitted with a fan-cooled, permanent-magnet synchronous motor. The motor efficiency is classified as IE5 in accordance with IEC 60034-30-2.</p> <p data-bbox="199 918 1428 974">The motor includes a frequency converter and PI controller in the motor terminal box. This enables continuously variable control of the motor speed, which again enables adaptation of the performance to a given requirement.</p> <p data-bbox="199 1041 311 1064">Controls:</p> <table data-bbox="199 1064 646 1097"> <tr> <td>Frequency converter:</td> <td>Built-in</td> </tr> </table> <p data-bbox="199 1131 287 1153">Liquid:</p> <table data-bbox="199 1153 710 1276"> <tr> <td>Pumped liquid:</td> <td>Water</td> </tr> <tr> <td>Liquid temperature range:</td> <td>-25 .. 120 °C</td> </tr> <tr> <td>Liquid temperature during operation:</td> <td>20 °C</td> </tr> <tr> <td>Density:</td> <td>998.2 kg/m³</td> </tr> </table> <p data-bbox="199 1310 327 1332">Technical:</p> <table data-bbox="199 1332 821 1512"> <tr> <td>Pump speed on which pump data are based:</td> <td>4800 rpm</td> </tr> <tr> <td>Rated flow:</td> <td>38.7 m³/h</td> </tr> <tr> <td>Rated head:</td> <td>14.6 m</td> </tr> <tr> <td>Actual impeller diameter:</td> <td>78 mm</td> </tr> <tr> <td>Primary shaft seal:</td> <td>BQQE</td> </tr> <tr> <td>Curve tolerance:</td> <td>ISO9906:2012 3B</td> </tr> </table> <p data-bbox="199 1545 319 1568">Materials:</p> <table data-bbox="199 1568 885 1691"> <tr> <td>Pump housing:</td> <td>Cast iron EN-JL1040 ASTM A48-40 B</td> </tr> <tr> <td>Impeller:</td> <td>Composite PES/PP 30% GF</td> </tr> </table> <p data-bbox="199 1724 343 1747">Installation:</p> <table data-bbox="199 1747 694 1960"> <tr> <td>Range of ambient temperature:</td> <td>-20 .. 50 °C</td> </tr> <tr> <td>Maximum operating pressure:</td> <td>10 bar</td> </tr> <tr> <td>Flange standard:</td> <td>DIN</td> </tr> <tr> <td>Pipe connection:</td> <td>DN 65</td> </tr> <tr> <td>Pressure rating:</td> <td>PN 6/10</td> </tr> <tr> <td>Port-to-port length:</td> <td>340 mm</td> </tr> <tr> <td>Flange size for motor:</td> <td>56C</td> </tr> </table> <p data-bbox="199 1993 383 2016">Electrical data:</p> <table data-bbox="199 2016 646 2105"> <tr> <td>Motor type:</td> <td>90LC</td> </tr> <tr> <td>IE Efficiency class:</td> <td>IE5</td> </tr> <tr> <td>Rated power - P2:</td> <td>2.2 kW</td> </tr> </table>	Frequency converter:	Built-in	Pumped liquid:	Water	Liquid temperature range:	-25 .. 120 °C	Liquid temperature during operation:	20 °C	Density:	998.2 kg/m ³	Pump speed on which pump data are based:	4800 rpm	Rated flow:	38.7 m ³ /h	Rated head:	14.6 m	Actual impeller diameter:	78 mm	Primary shaft seal:	BQQE	Curve tolerance:	ISO9906:2012 3B	Pump housing:	Cast iron EN-JL1040 ASTM A48-40 B	Impeller:	Composite PES/PP 30% GF	Range of ambient temperature:	-20 .. 50 °C	Maximum operating pressure:	10 bar	Flange standard:	DIN	Pipe connection:	DN 65	Pressure rating:	PN 6/10	Port-to-port length:	340 mm	Flange size for motor:	56C	Motor type:	90LC	IE Efficiency class:	IE5	Rated power - P2:	2.2 kW
Frequency converter:	Built-in																																														
Pumped liquid:	Water																																														
Liquid temperature range:	-25 .. 120 °C																																														
Liquid temperature during operation:	20 °C																																														
Density:	998.2 kg/m ³																																														
Pump speed on which pump data are based:	4800 rpm																																														
Rated flow:	38.7 m ³ /h																																														
Rated head:	14.6 m																																														
Actual impeller diameter:	78 mm																																														
Primary shaft seal:	BQQE																																														
Curve tolerance:	ISO9906:2012 3B																																														
Pump housing:	Cast iron EN-JL1040 ASTM A48-40 B																																														
Impeller:	Composite PES/PP 30% GF																																														
Range of ambient temperature:	-20 .. 50 °C																																														
Maximum operating pressure:	10 bar																																														
Flange standard:	DIN																																														
Pipe connection:	DN 65																																														
Pressure rating:	PN 6/10																																														
Port-to-port length:	340 mm																																														
Flange size for motor:	56C																																														
Motor type:	90LC																																														
IE Efficiency class:	IE5																																														
Rated power - P2:	2.2 kW																																														

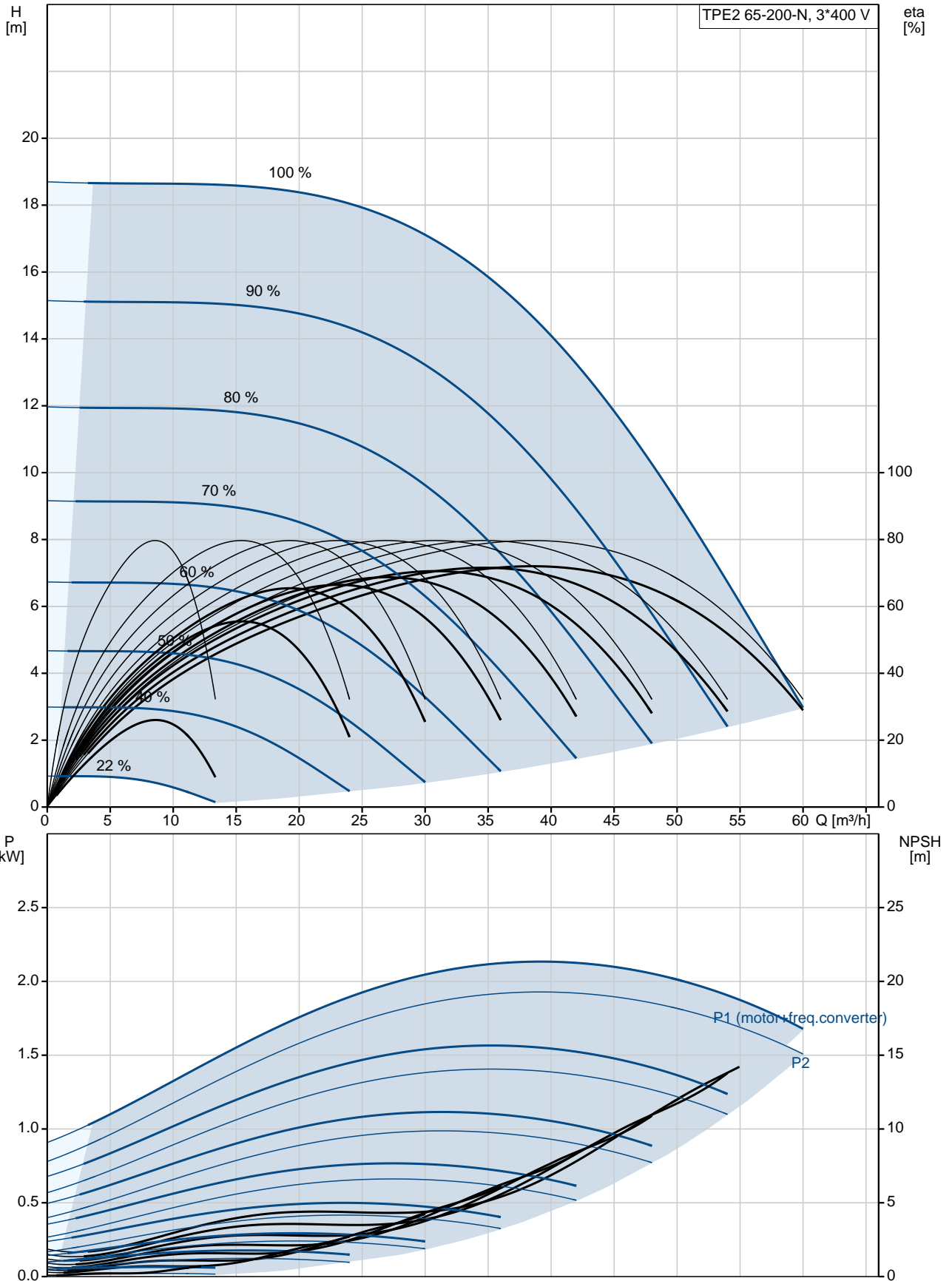
Qty.	Description
------	-------------

Mains frequency:	50 Hz
Rated voltage:	3 x 380-500 V
Rated current:	4.35-3.55 A
Cos phi - power factor:	0.91-0.85
Rated speed:	480-5900 rpm
Efficiency:	90.1%
Motor efficiency at full load:	90.1 %
Enclosure class (IEC 34-5):	IP55
Insulation class (IEC 85):	F

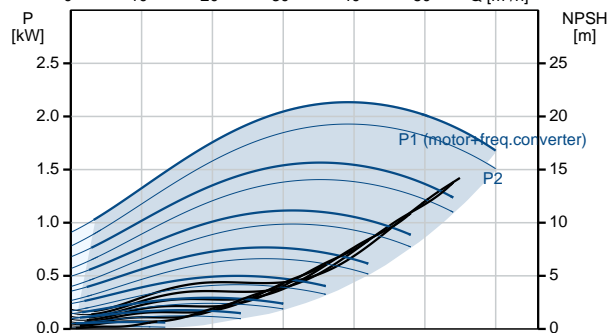
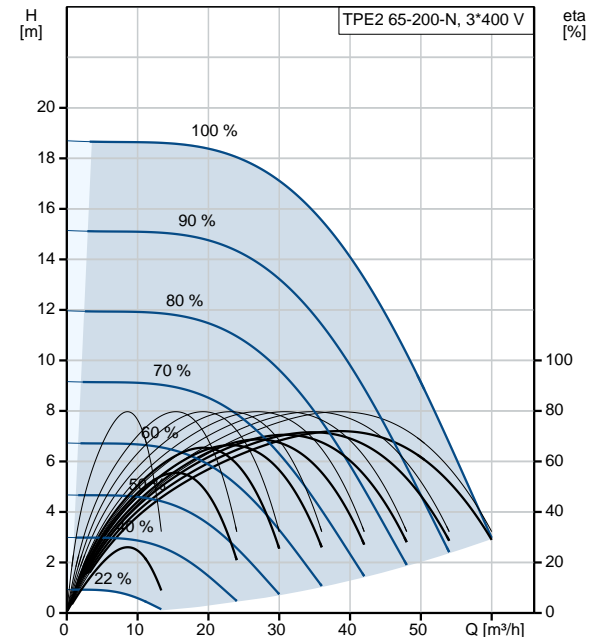
Others:

Minimum efficiency index, MEI =:	0.7
ErP status:	EuP Standalone/Prod.
Net weight:	31.6 kg
Gross weight:	40.3 kg
Shipping volume:	0.16 m ³
Country of origin:	HU
Custom tariff no.:	84137051

98437903 TPE2 65-200-N A-F-A-BQQE 50 Hz



Description	Value
General information:	
Product name:	TPE2 65-200-N A-F-A-BQQE
Product No:	98437903
EAN number:	5711495010997
Technical:	
Pump speed on which pump data are based:	4800 rpm
Rated flow:	38.7 m ³ /h
Rated head:	14.6 m
Head max:	200 dm
Actual impeller diameter:	78 mm
Primary shaft seal:	BQQE
Curve tolerance:	ISO9906:2012 3B
Pump version:	A
Model:	A
Materials:	
Pump housing:	Cast iron
	EN-JL1040
	ASTM A48-40 B
Impeller:	Composite PES/PP 30% GF
Material code:	A
Installation:	
Range of ambient temperature:	-20 .. 50 °C
Maximum operating pressure:	10 bar
Flange standard:	DIN
Pipe connection:	DN 65
Pressure rating:	PN 6/10
Port-to-port length:	340 mm
Flange size for motor:	56C
Connect code:	F
Liquid:	
Pumped liquid:	Water
Liquid temperature range:	-25 .. 120 °C
Liquid temperature during operation:	20 °C
Density:	998.2 kg/m ³
Electrical data:	
Motor type:	90LC
IE Efficiency class:	IE5
Rated power - P2:	2.2 kW
Mains frequency:	50 Hz
Rated voltage:	3 x 380-500 V
Rated current:	4.35-3.55 A
Cos phi - power factor:	0.91-0.85
Rated speed:	480-5900 rpm
Efficiency:	90.1%
Motor efficiency at full load:	90.1 %
Enclosure class (IEC 34-5):	IP55
Insulation class (IEC 85):	F
Motor protec:	YES
Motor No:	99138046
Controls:	
Control panel:	HMI200 - Standard
Function Module:	FM300 - Advanced
Frequency converter:	Built-in
Others:	
Minimum efficiency index, MEI =:	0.7
ErP status:	EuP Standalone/Prod.
Net weight:	31.6 kg





Company name:

Created by:

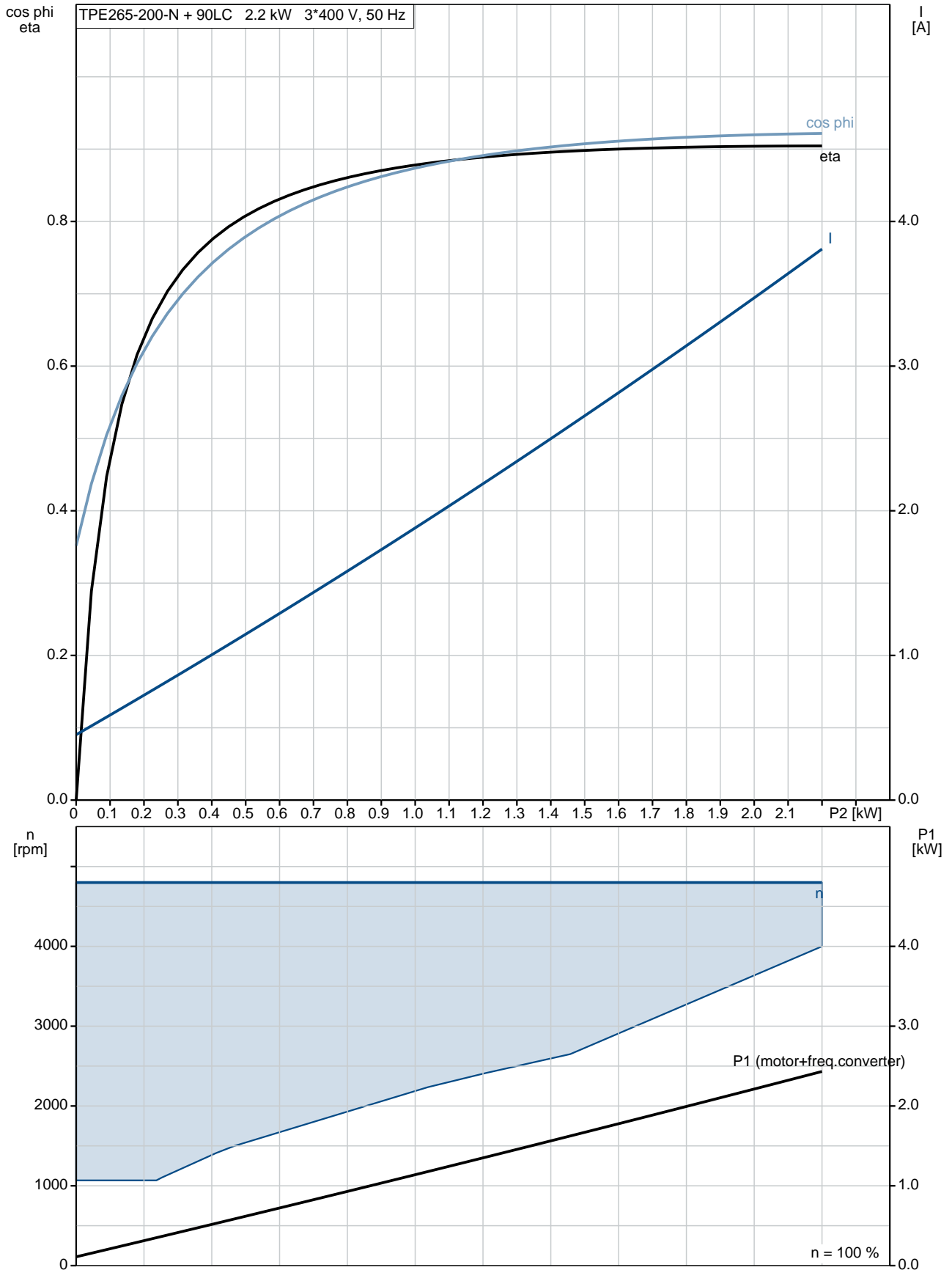
Phone:

Date:

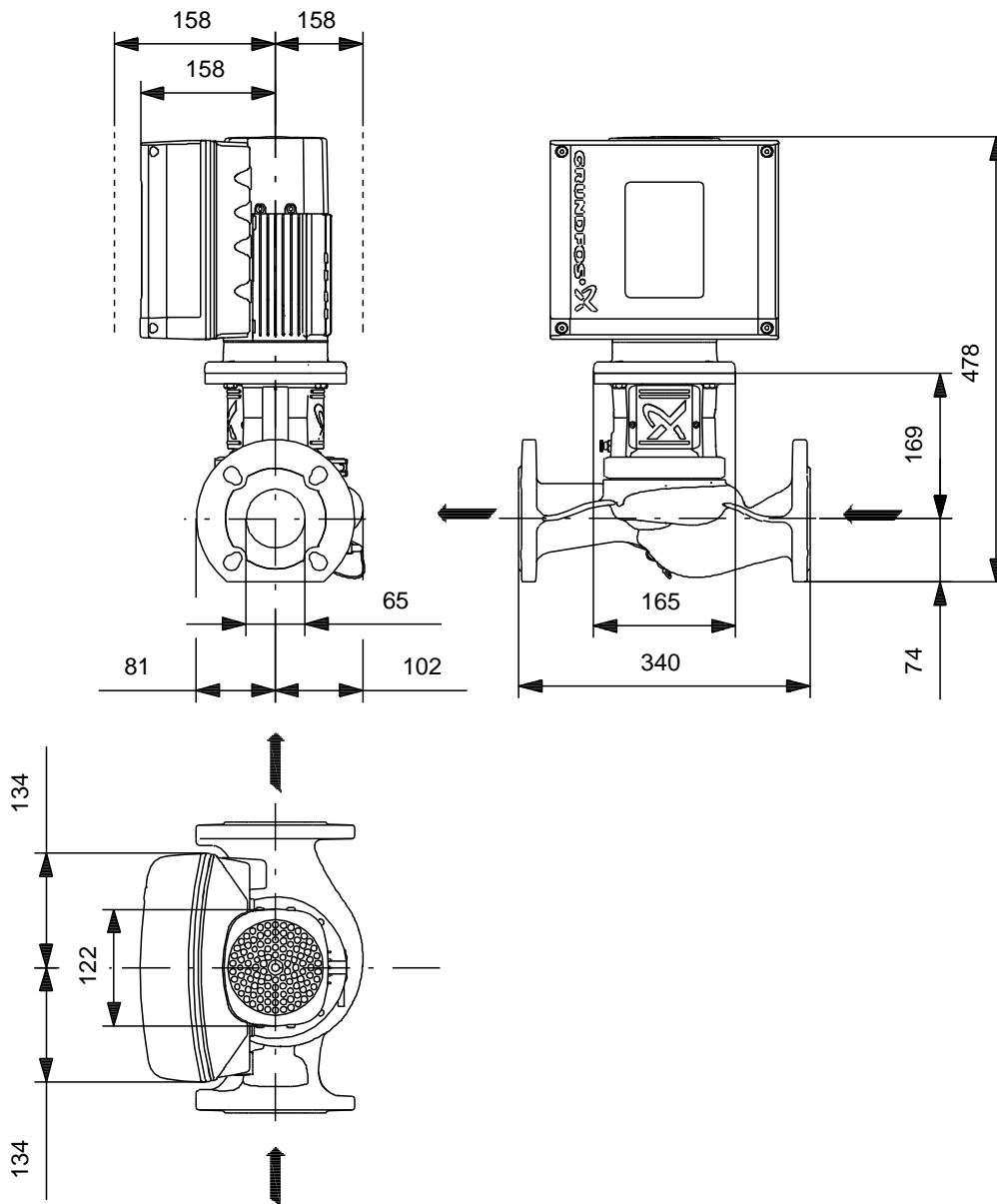
21/12/2018

Description	Value
Gross weight:	40.3 kg
Shipping volume:	0.16 m ³
Config. file no:	98819283
Country of origin:	HU
Custom tariff no.:	84137051

98437903 TPE2 65-200-N A-F-A-BQQE 50 Hz

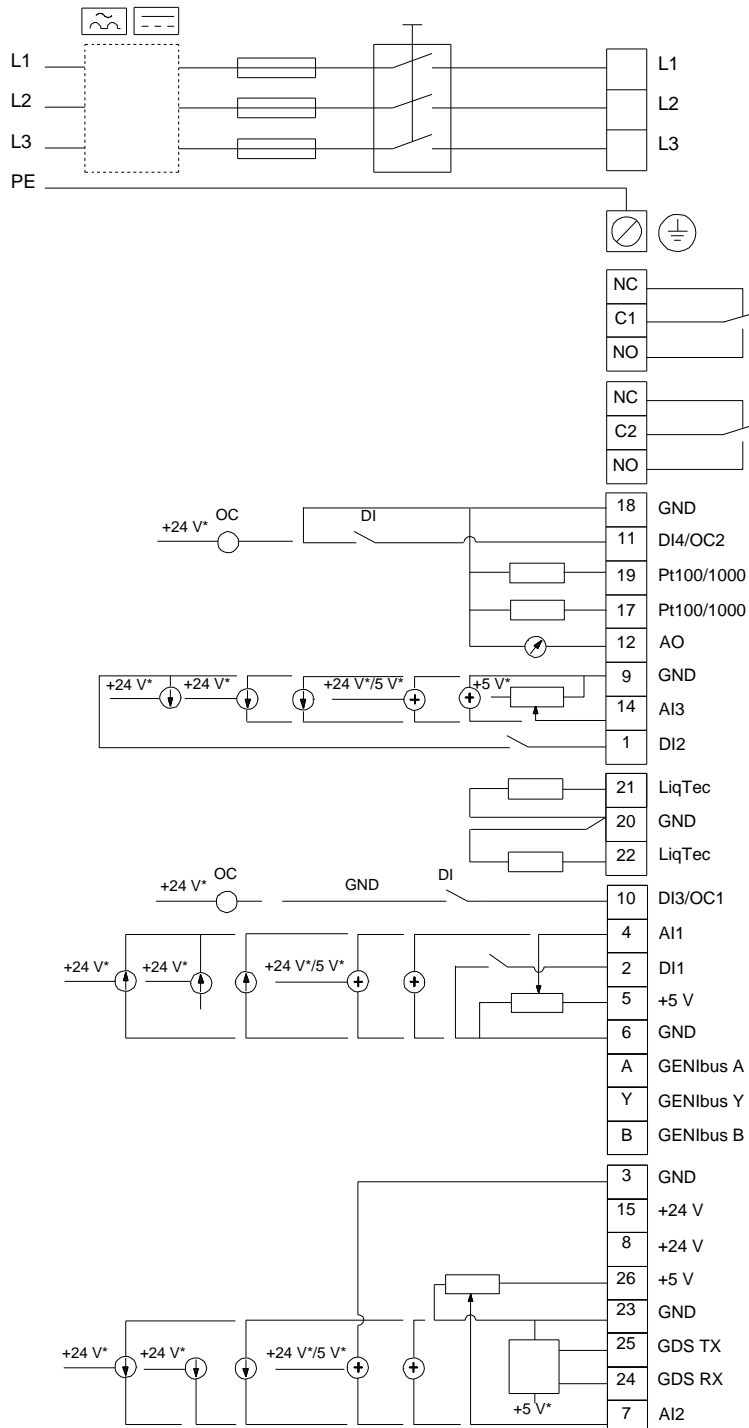


98437903 TPE2 65-200-N A-F-A-BQQE 50 Hz



Note! All units are in [mm] unless others are stated.
Disclaimer: This simplified dimensional drawing does not show all details.

98437903 TPE2 65-200-N A-F-A-BQQE 50 Hz



Note! All units are in [mm] unless others are stated.