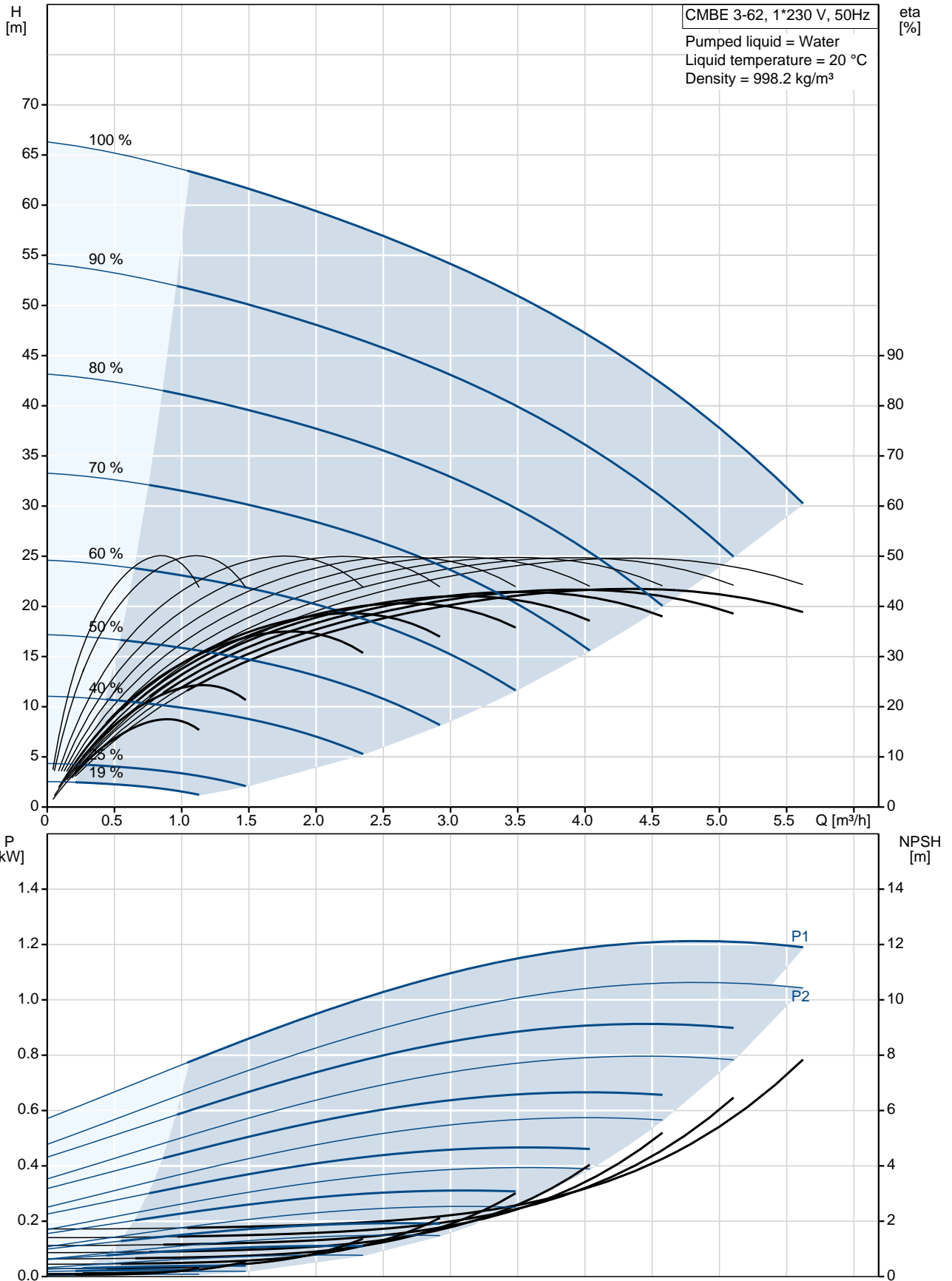


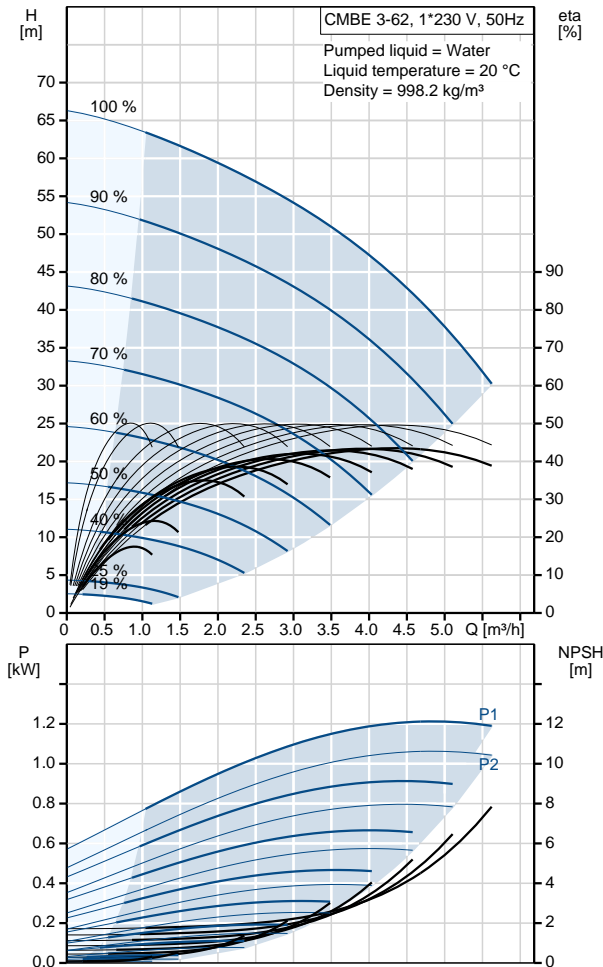
Position	Qty.	Description										
	1	<p data-bbox="320 338 528 367">CMBE 3-62 AVBE</p> <div data-bbox="343 432 660 831" data-label="Image"> </div> <p data-bbox="711 875 1193 902" style="text-align: center;">Note! Product picture may differ from actual product</p> <p data-bbox="320 907 584 934">Product No.: 98374693</p> <p data-bbox="320 965 979 1261">The Grundfos CME Booster is a compact booster system for water supply in domestic applications. The integrated speed controller enables the CME Booster to keep constant pressure in the pipe system. A pressure sensor monitoring changes in the water consumption will signal to the speed controller to change the motor speed to adapt performance to the new state. The CME Booster is very easy to install. When the pipework has been installed, it is all a matter of plugging the unit into a socket, and the system is operational.</p> <p data-bbox="320 1265 647 1292">The CME Booster consists of:</p> <ul data-bbox="320 1296 855 1411" style="list-style-type: none"> • CME pump with integrated frequency converter • 5-way valve • expansion tank • pressure gauge <p data-bbox="320 1442 421 1469">Features</p> <ul data-bbox="320 1473 820 1619" style="list-style-type: none"> • Constant pressure, integrated speed control • compact • robust, stainless steel • easy installation • dry run protection <p data-bbox="320 1650 528 1677">Thermal protection</p> <p data-bbox="320 1682 956 1709">CME Booster pumps require no external motor protection.</p> <p data-bbox="320 1713 908 1798">The MGE motor incorporates thermal protection against slow overloading and blocking (IEC 34.11: TP 211).</p> <p data-bbox="320 1856 405 1883">Liquid:</p> <table data-bbox="320 1888 815 2004"> <tr> <td>Pumped liquid:</td> <td>Water</td> </tr> <tr> <td>Liquid temperature range:</td> <td>0 .. 60 °C</td> </tr> <tr> <td>Liquid temp:</td> <td>20 °C</td> </tr> <tr> <td>Density:</td> <td>998.2 kg/m³</td> </tr> </table> <p data-bbox="320 2036 445 2063">Technical:</p> <table data-bbox="320 2067 788 2094"> <tr> <td>Speed for pump data:</td> <td>3780 rpm</td> </tr> </table>	Pumped liquid:	Water	Liquid temperature range:	0 .. 60 °C	Liquid temp:	20 °C	Density:	998.2 kg/m ³	Speed for pump data:	3780 rpm
Pumped liquid:	Water											
Liquid temperature range:	0 .. 60 °C											
Liquid temp:	20 °C											
Density:	998.2 kg/m ³											
Speed for pump data:	3780 rpm											

Position	Qty.	Description
		<p>Rated flow: 3.7 m³/h Rated head: 39.4 m Primary shaft seal: AVBE Approvals and markings: CE Curve tolerance: ISO9906:2012 3B Start pressure: Integrated Frequency converter</p> <p>Materials: Pump housing: Stainless steel DIN W.-Nr. 1.4301 304 Impeller: Stainless steel DIN W.-Nr. 1.4301 AISI 304 Rubber: EPDM</p> <p>Installation: Maximum ambient temperature: 55 °C Flange standard: WHITWORTH THREAD RP Pump inlet: Rp 1 Pump outlet: Rp 1</p> <p>Electrical data: Rated power - P2: 1.1 kW Mains frequency: 50 Hz Rated voltage: 1 x 200-240 V Maximum current consumption: 6,70-5,60 A Rated speed: 360-4000 rpm Enclosure class (IEC 34-5): IP55 Insulation class (IEC 85): F Type of cable plug: NONE Mains cable: 1.5 m</p> <p>Tank: Tank volume: 2 l</p> <p>Others: Net weight: 27 kg Gross weight: 30.5 kg</p>

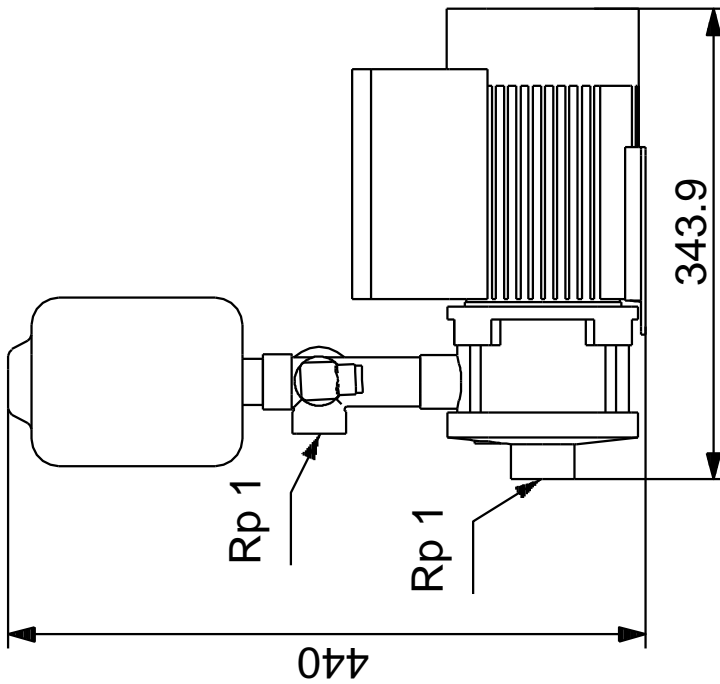
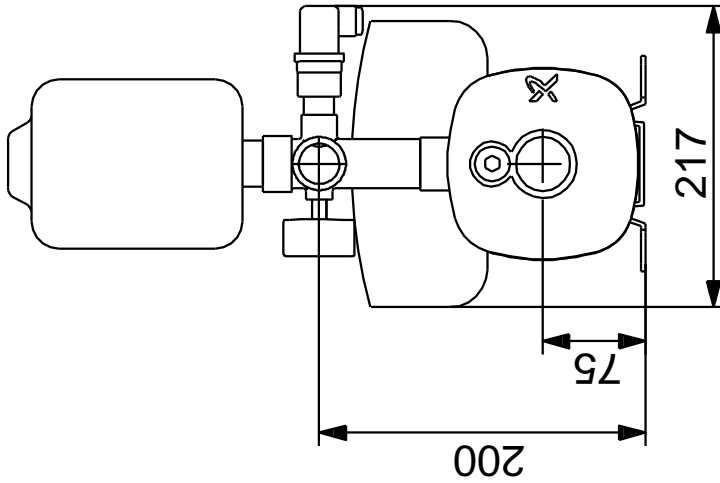
98374693 CMBE 3-62 50 Hz



Description	Value
General information:	
Product name:	CMBE 3-62 AVBE
Product No:	98374693
EAN number:	5711493909330
Price:	On request
Technical:	
Speed for pump data:	3780 rpm
Rated flow:	3.7 m ³ /h
Rated head:	39.4 m
Impellers:	4
Primary shaft seal:	AVBE
Approvals and markings:	CE
Curve tolerance:	ISO9906:2012 3B
Model:	A
Start pressure:	Integrated Frequency converter
Materials:	
Pump housing:	Stainless steel DIN W.-Nr. 1.4301 304
Impeller:	Stainless steel DIN W.-Nr. 1.4301 AISI 304
Rubber:	EPDM
Installation:	
Maximum ambient temperature:	55 °C
Flange standard:	WHITWORTH THREAD RP
Pump inlet:	Rp 1
Pump outlet:	Rp 1
Liquid:	
Pumped liquid:	Water
Liquid temperature range:	0 .. 60 °C
Liquid temp:	20 °C
Density:	998.2 kg/m ³
Electrical data:	
Rated power - P2:	1.1 kW
Mains frequency:	50 Hz
Rated voltage:	1 x 200-240 V
Maximum current consumption:	6,70-5,60 A
p max system:	10 bar
Rated speed:	360-4000 rpm
Enclosure class (IEC 34-5):	IP55
Insulation class (IEC 85):	F
Type of cable plug:	NONE
Mains cable:	1.5 m
Tank:	
Tank volume:	2 l
Others:	
Net weight:	27 kg
Gross weight:	30.5 kg
Config. file no:	98390434

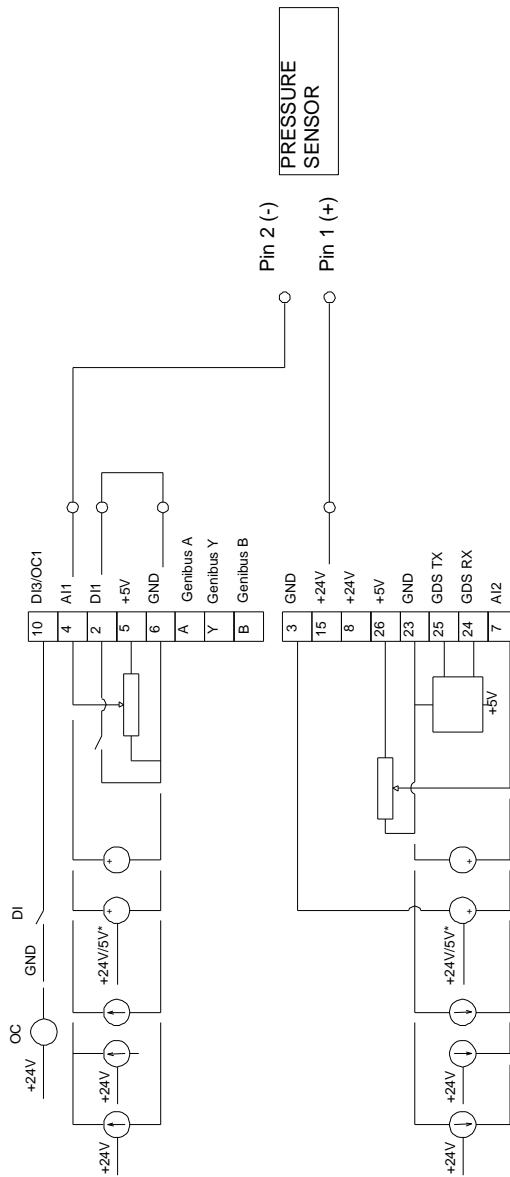
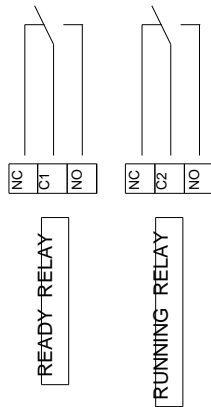
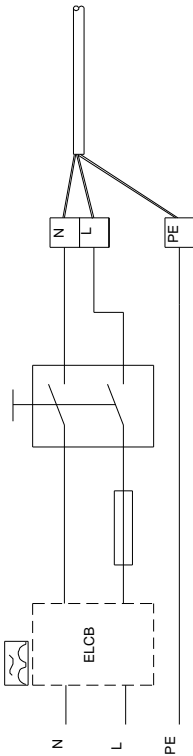
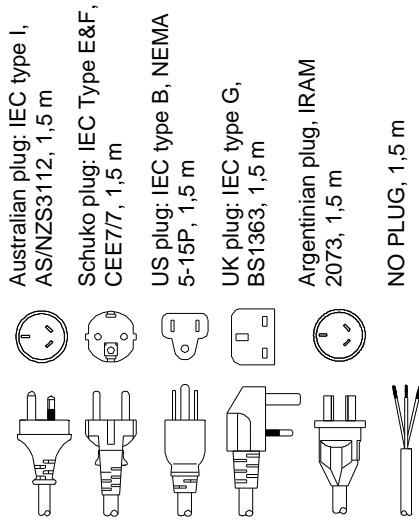


98374693 CMBE 3-62 50 Hz



Note! All units are in [mm] unless others are stated.
Disclaimer: This simplified dimensional drawing does not show all details.

98374693 CMBE 3-62 50 Hz



Note! All units are in [mm] unless others are stated.