


Position	Qty.	Description																																						
	1	<p>SQE 5-50</p>  <p style="text-align: center;">Note! Product picture may differ from actual product</p> <p>Product No.: 96510166</p> <p>3" multi-stage, submersible pump designed for domestic water supply, liquid transfer in tanks, irrigation and environmental applications. The pump has "floating" impellers, each with its own tungsten carbide/ceramic bearing.</p> <p>The pump features soft starting and protection against dry-running, upthrust, overvoltage, undervoltage, overload and overtemperature.</p> <p>The motor is a single-phase motor of the permanent magnet rotor type ensuring optimum efficiency within a wide load range.</p> <p>The motor is fitted with a replaceable end cover with socket.</p> <p>Liquid:</p> <table> <tr> <td>Pumped liquid:</td> <td>Water</td> </tr> <tr> <td>Maximum liquid temperature:</td> <td>35 °C</td> </tr> <tr> <td>Max liquid t at 0.15 m/sec:</td> <td>35 °C</td> </tr> <tr> <td>Liquid temp:</td> <td>20 °C</td> </tr> <tr> <td>Density:</td> <td>998.2 kg/m³</td> </tr> </table> <p>Technical:</p> <table> <tr> <td>Speed for pump data:</td> <td>10700 rpm</td> </tr> <tr> <td>Rated flow:</td> <td>5 m³/h</td> </tr> <tr> <td>Rated head:</td> <td>48 m</td> </tr> <tr> <td>Approvals on motor nameplate:</td> <td>CE,UL,CUL</td> </tr> <tr> <td>Curve tolerance:</td> <td>ISO9906:2012 3B</td> </tr> </table> <p>Materials:</p> <table> <tr> <td>Pump:</td> <td>Polyamide / Stainless steel DIN W.-Nr. 1.4301 AISI 304</td> </tr> <tr> <td>Impeller:</td> <td>Polyamide</td> </tr> <tr> <td>Motor:</td> <td>Stainless steel DIN W.-Nr. 1.4301 AISI 304</td> </tr> </table> <p>Installation:</p> <table> <tr> <td>Pump outlet:</td> <td>Rp 1 1/2</td> </tr> <tr> <td>Minimum borehole diameter:</td> <td>76 mm</td> </tr> </table> <p>Electrical data:</p> <table> <tr> <td>Motor type:</td> <td>MSE3</td> </tr> <tr> <td>Power input - P1:</td> <td>2.32 kW</td> </tr> <tr> <td>Rated power - P2:</td> <td>1.68 kW</td> </tr> <tr> <td>Mains frequency:</td> <td>50 Hz</td> </tr> </table>	Pumped liquid:	Water	Maximum liquid temperature:	35 °C	Max liquid t at 0.15 m/sec:	35 °C	Liquid temp:	20 °C	Density:	998.2 kg/m ³	Speed for pump data:	10700 rpm	Rated flow:	5 m ³ /h	Rated head:	48 m	Approvals on motor nameplate:	CE,UL,CUL	Curve tolerance:	ISO9906:2012 3B	Pump:	Polyamide / Stainless steel DIN W.-Nr. 1.4301 AISI 304	Impeller:	Polyamide	Motor:	Stainless steel DIN W.-Nr. 1.4301 AISI 304	Pump outlet:	Rp 1 1/2	Minimum borehole diameter:	76 mm	Motor type:	MSE3	Power input - P1:	2.32 kW	Rated power - P2:	1.68 kW	Mains frequency:	50 Hz
Pumped liquid:	Water																																							
Maximum liquid temperature:	35 °C																																							
Max liquid t at 0.15 m/sec:	35 °C																																							
Liquid temp:	20 °C																																							
Density:	998.2 kg/m ³																																							
Speed for pump data:	10700 rpm																																							
Rated flow:	5 m ³ /h																																							
Rated head:	48 m																																							
Approvals on motor nameplate:	CE,UL,CUL																																							
Curve tolerance:	ISO9906:2012 3B																																							
Pump:	Polyamide / Stainless steel DIN W.-Nr. 1.4301 AISI 304																																							
Impeller:	Polyamide																																							
Motor:	Stainless steel DIN W.-Nr. 1.4301 AISI 304																																							
Pump outlet:	Rp 1 1/2																																							
Minimum borehole diameter:	76 mm																																							
Motor type:	MSE3																																							
Power input - P1:	2.32 kW																																							
Rated power - P2:	1.68 kW																																							
Mains frequency:	50 Hz																																							



Company name:

Created by:

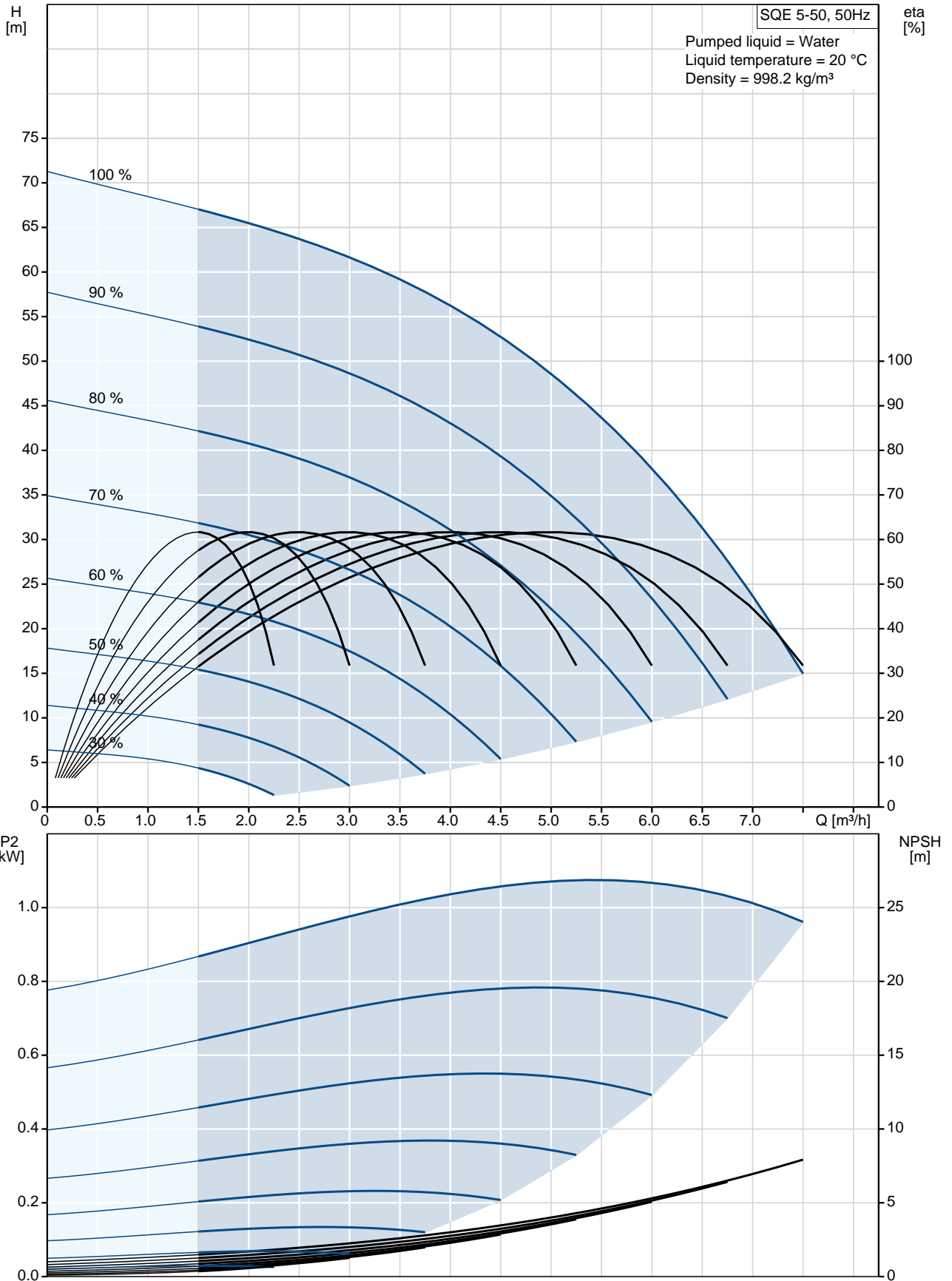
Phone:

Date:

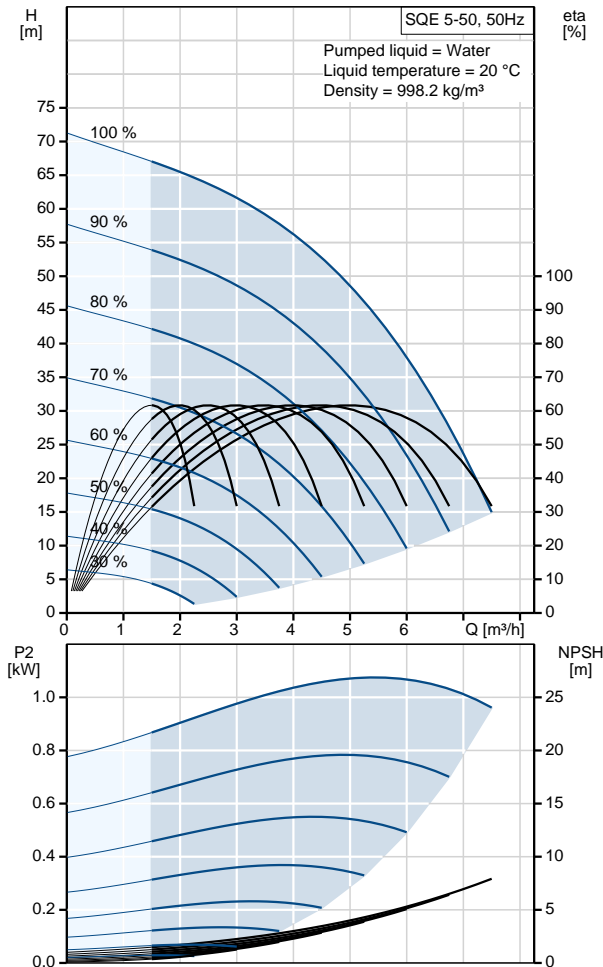
23/01/2017

Position	Qty.	Description
		Rated voltage: 1 x 200-240 V Rated current: 11.2 A Power factor: 1,00 Rated speed: 10700 rpm Start. method: direct-on-line Enclosure class (IEC 34-5): IP68 Insulation class (IEC 85): F Length of cable: 1.5 m Others: Net weight: 6.8 kg Gross weight: 6.8 kg Shipping volume: 0.01 m ³

96510166 SQE 5-50 50 Hz



Description	Value
General information:	
Product name:	SQE 5-50
Product No:	96510166
EAN number:	5700396502748
Price:	On request
Technical:	
Speed for pump data:	10700 rpm
Rated flow:	5 m ³ /h
Rated head:	48 m
Approvals on motor nameplate:	CE,UL,CUL
Curve tolerance:	ISO9906:2012 3B
Pump No:	96080399
Stages:	4
Model:	B
Valve:	pump with built-in non-return valve
Materials:	
Pump:	Polyamide / Stainless steel DIN W.-Nr. 1.4301 AISI 304
Impeller:	Polyamide
Motor:	Stainless steel DIN W.-Nr. 1.4301 AISI 304
Installation:	
Pump outlet:	Rp 1 1/2
Minimum borehole diameter:	76 mm
Liquid:	
Pumped liquid:	Water
Maximum liquid temperature:	35 °C
Max liquid t at 0.15 m/sec:	35 °C
Liquid temp:	20 °C
Density:	998.2 kg/m ³
Electrical data:	
Motor type:	MSE3
Power input - P1:	2.32 kW
Rated power - P2:	1.68 kW
Mains frequency:	50 Hz
Rated voltage:	1 x 200-240 V
Rated current:	11.2 A
Power factor:	1,00
Rated speed:	10700 rpm
Start. method:	direct-on-line
Enclosure class (IEC 34-5):	IP68
Insulation class (IEC 85):	F
Motor protec:	Y
Thermal protec:	internal
Length of cable:	1.5 m
Motor No:	96160856
Controls:	
CU 300/CU 301:	communication with CU 300/CU 301 possible





Company name:

Created by:

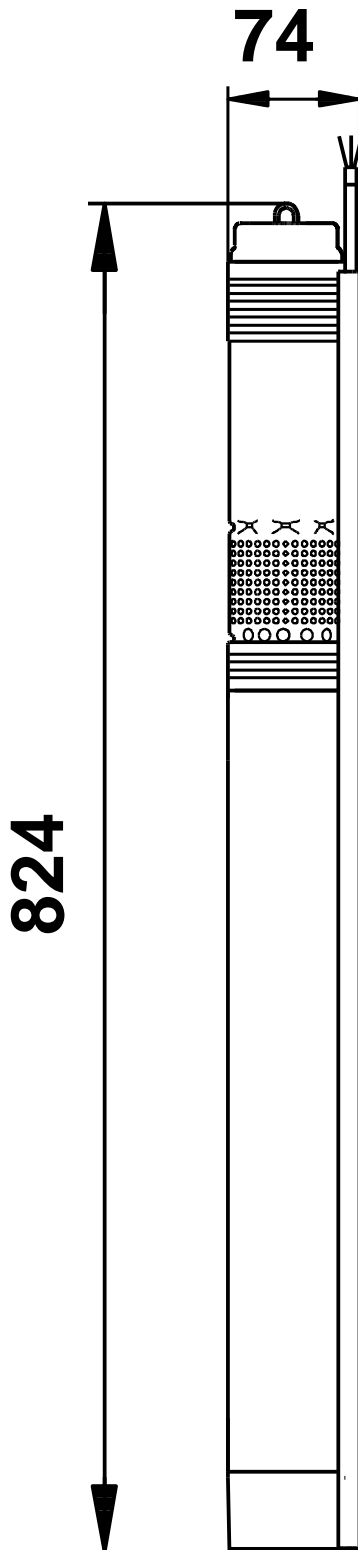
Phone:

Date:

23/01/2017

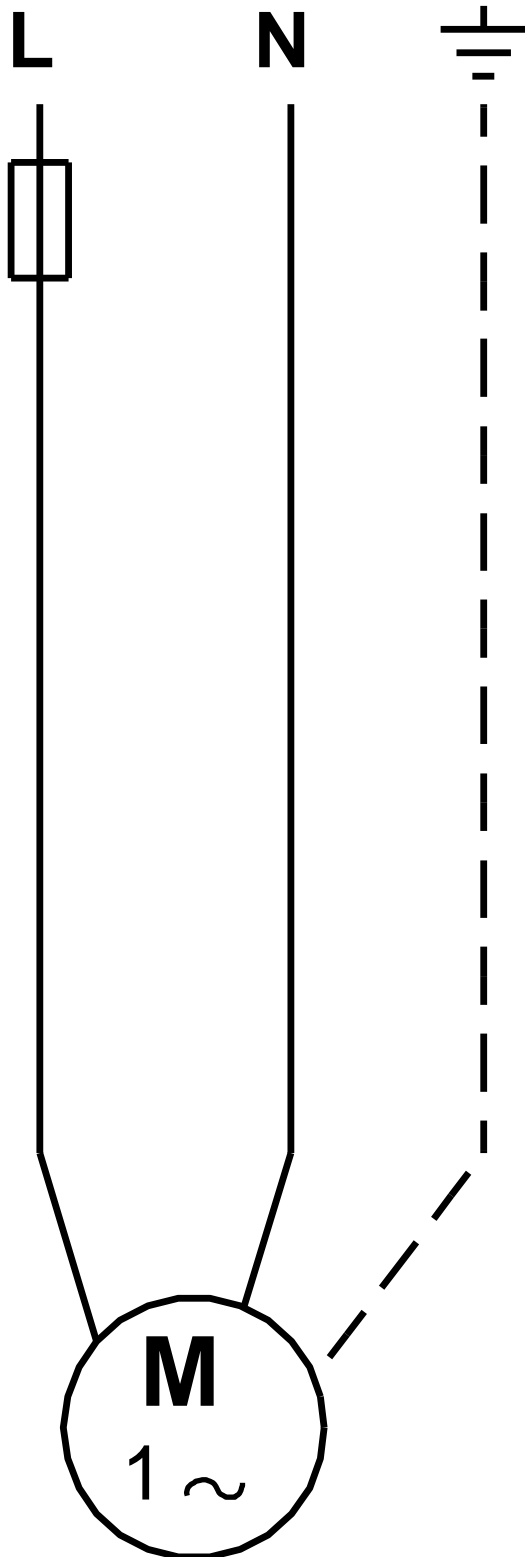
Description	Value
Others:	
Net weight:	6.8 kg
Gross weight:	6.8 kg
Shipping volume:	0.01 m ³
Sales region:	EU/S-AMREG/APREG

96510166 SQE 5-50 50 Hz



Note! All units are in [mm] unless others are stated.
Disclaimer: This simplified dimensional drawing does not show all details.

96510166 SQE 5-50 50 Hz



Note! All units are in [mm] unless others are stated.