
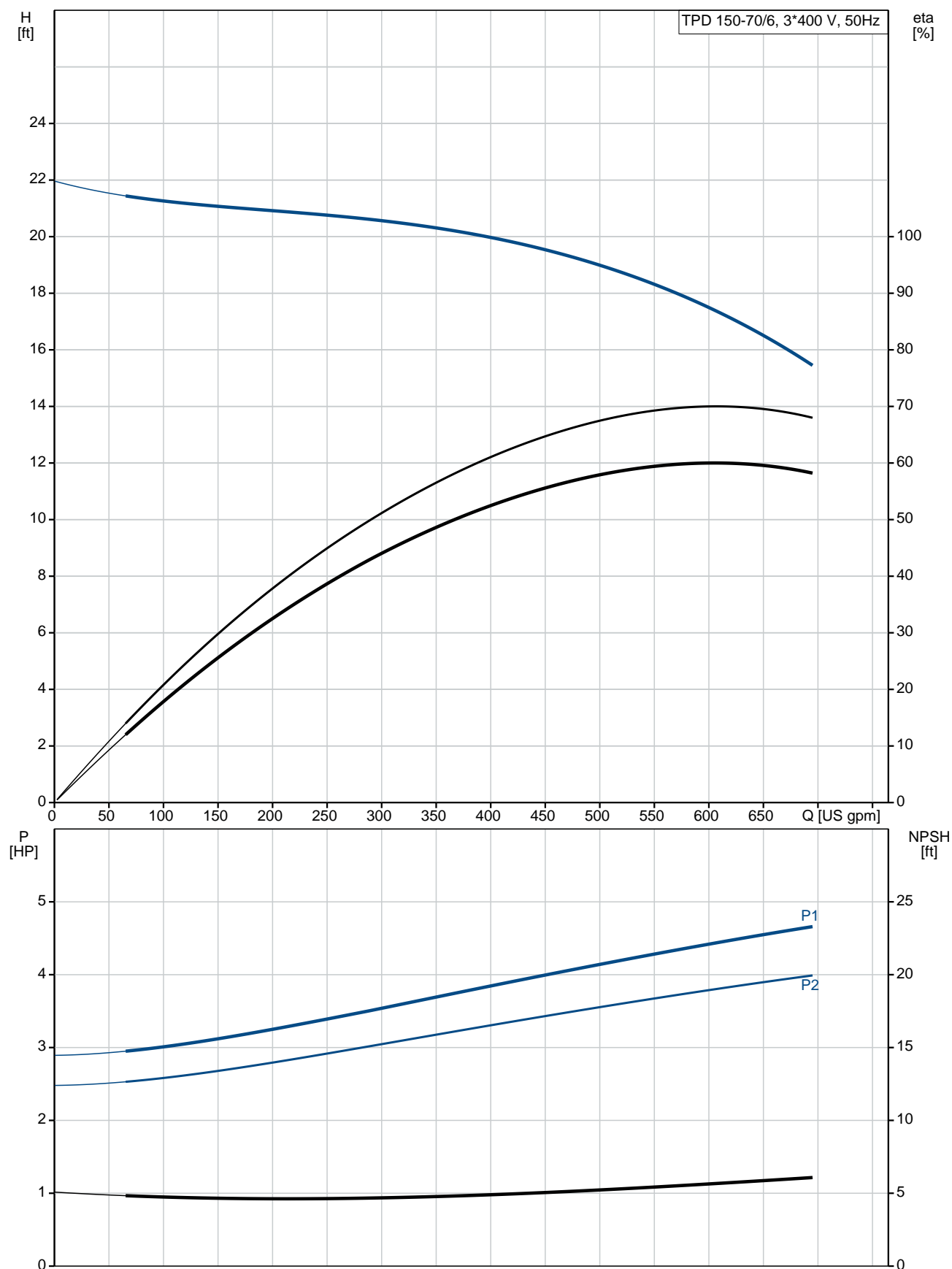


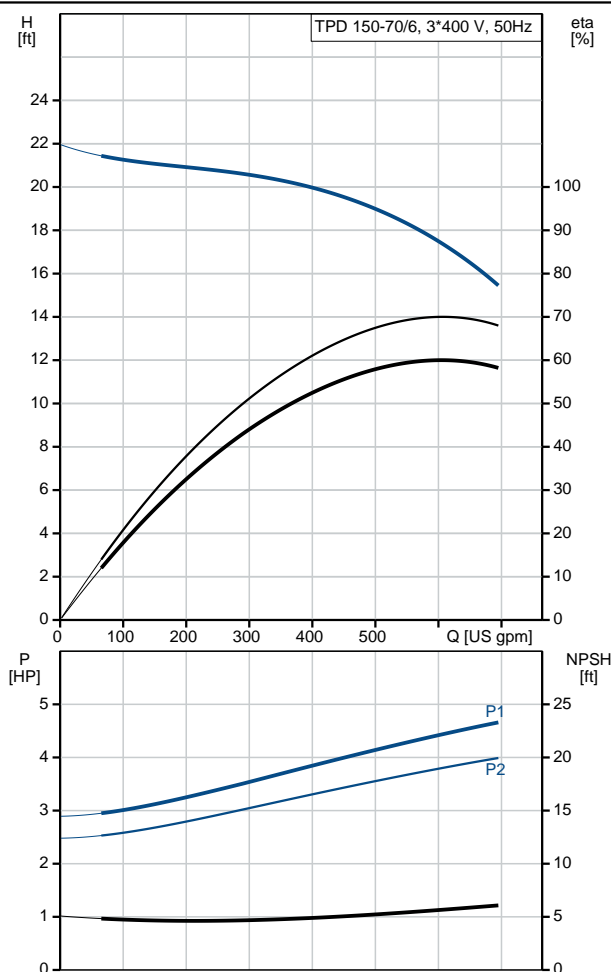
Position	Count	Description
	1	<p>TPD 150-70/6 A-F-A-BQQE</p>  <p>Product No.: 96109966</p> <p>Single-stage, close-coupled, volute twin-head pump with in-line suction and discharge ports of identical diameter. The twin-head pump is designed with two parallel power-heads. The pump is of the top-pull-out design, i.e. the power head (motor, pump head and impeller) can be removed for maintenance or service while the pump housing remains in the pipework.</p> <p>Each power head is fitted with an unbalanced rubber bellows seal. The shaft seal is according to EN 12756. Pipework connection is via PN 16 DIN flanges (EN 1092-2 and ISO 7005-2).</p> <p>Each power head is fitted with a fan-cooled asynchronous motor of indential size.</p> <p>Liquid: Pumped liquid: Water Liquid temperature range: -13 .. 248 °F Liquid temperature during operation: 68 °F Density: 62.29 lb/ft³</p> <p>Technical: Rated flow: 608 US gpm Rated head: 17.26 ft Actual impeller diameter: 8.58 in Primary shaft seal: BQQE Curve tolerance: ISO9906:2012 3B</p> <p>Materials: Pump housing: Cast iron EN-JL1040 ASTM A48-40 B Impeller: Cast iron EN-JL1030 ASTM A48-30 B</p> <p>Installation: Range of ambient temperature: -4 .. 131 °F Maximum operating pressure: 232 psi Flange standard: DIN Pipe connection: DN 150 Pump inlet: DN 150 Pump outlet: DN 150 Pressure stage: PN 16 (@): 31.5 in Flange size for motor: FF265</p> <p>Electrical data: Motor type: SIEMENS IE Efficiency class: IE3 Rated power - P2: 2 x 4 HP Power (P2) required by pump: 4 HP Main frequency: 50 Hz</p>

Position	Count	Description
		<p>Rated voltage: 3 x 220-240D/380-420Y V</p> <p>Rated current: 12,0-11,0/7,00-6,40 A</p> <p>Starting current: 690-690 %</p> <p>Cos phi - power factor: 0.8</p> <p>Rated speed: 975 rpm</p> <p>IE efficiency: IE3 85,6%</p> <p>Motor efficiency at full load: 85.6-85.6 %</p> <p>Motor efficiency at 3/4 load: 86.1-86.1 %</p> <p>Motor efficiency at 1/2 load: 85.4-85.4 %</p> <p>Number of poles: 6</p> <p>Enclosure class (IEC 34-5): 55 Dust/Jetting</p> <p>Insulation class (IEC 85): F</p> <p>Others:</p> <p>Minimum efficiency index, MEI : 0.62</p> <p>ErP status: EuP Standalone/Prod.</p> <p>Net weight: 1210 lb</p> <p>Gross weight: 1390 lb</p> <p>Shipping volume: 18.4 ft³</p> <p>Country of origin: HU</p> <p>Custom tariff no.: 84137065</p>

96109966 TPD 150-70/6 A-F-A-BQQE 50 Hz



Description	Value
General information:	
Product name:	TPD 150-70/6 A-F-A-BQQE
Product No.:	96109966
EAN:	5700396989518
Technical:	
Rated flow:	608 US gpm
Rated head:	17.26 ft
Head max:	22.97 ft
Actual impeller diameter:	8.58 in
Primary shaft seal:	BQQE
Curve tolerance:	ISO9906:2012 3B
Pump version:	A
Model:	A
Materials:	
Pump housing:	Cast iron
	EN-JL1040
	ASTM A48-40 B
Impeller:	Cast iron
	EN-JL1030
	ASTM A48-30 B
Material code:	A
Installation:	
Range of ambient temperature:	-4 .. 131 °F
Maximum operating pressure:	232 psi
Flange standard:	DIN
Pipe connection:	DN 150
Pump inlet:	DN 150
Pump outlet:	DN 150
Pressure stage:	PN 16
(@)	31.5 in
Flange size for motor:	FF265
Connect code:	F
Liquid:	
Pumped liquid:	Water
Liquid temperature range:	-13 .. 248 °F
Liquid temperature during operation:	68 °F
Density:	62.29 lb/ft³
Electrical data:	
Motor type:	SIEMENS
IE Efficiency class:	IE3
Rated power - P2:	2 x 4 HP
Power (P2) required by pump:	4 HP
Main frequency:	50 Hz
Rated voltage:	3 x 220-240D/380-420Y V
Rated current:	12,0-11,0/7,00-6,40 A
Starting current:	690-690 %
Cos phi - power factor:	0.8
Rated speed:	975 rpm
IE efficiency:	IE3 85,6%
Motor efficiency at full load:	85.6-85.6 %
Motor efficiency at 3/4 load:	86.1-86.1 %
Motor efficiency at 1/2 load:	85.4-85.4 %
Number of poles:	6
Enclosure class (IEC 34-5):	55 Dust/Jetting
Insulation class (IEC 85):	F
Motor protection:	PTC
Motor Number:	83W05210
Others:	





Company name:

Created by:

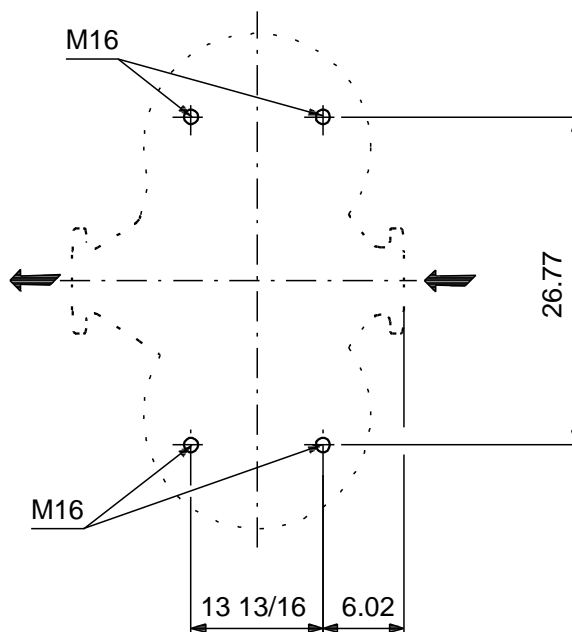
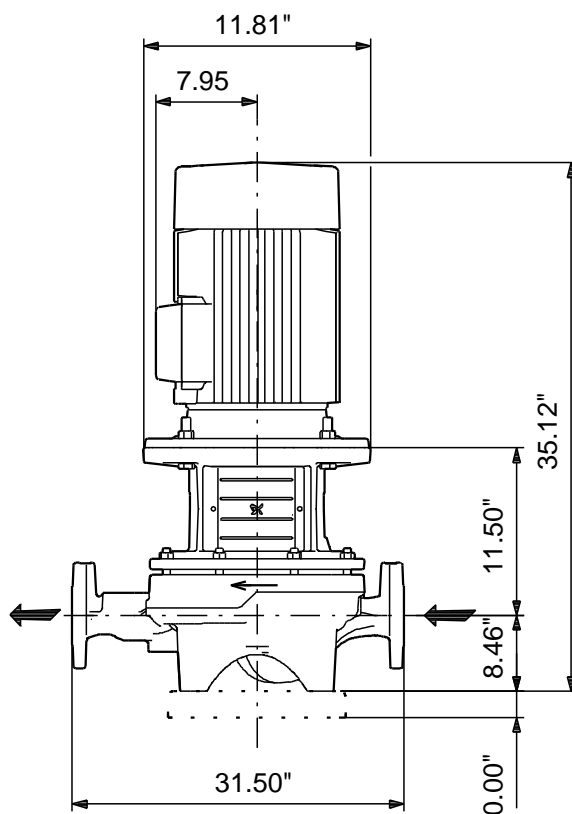
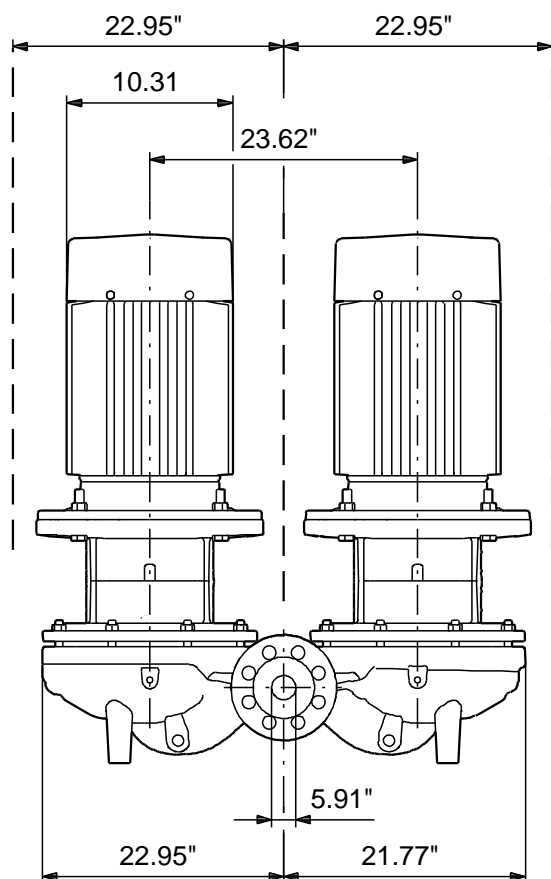
Phone:

Date:

10/10/2018

Description	Value
Minimum efficiency index, MEI :	0.62
ErP status:	EuP Standalone/Prod.
Net weight:	1210 lb
Gross weight:	1390 lb
Shipping volume:	18.4 ft³
Country of origin:	HU
Custom tariff no.:	84137065

96109966 TPD 150-70/6 A-F-A-BQQE 50 Hz



Note! All units are in [mm] unless otherwise stated.
Disclaimer: This simplified dimensional drawing does not show all details.

96109966 TPD 150-70/6 A-F-A-BQQE 50 Hz

