
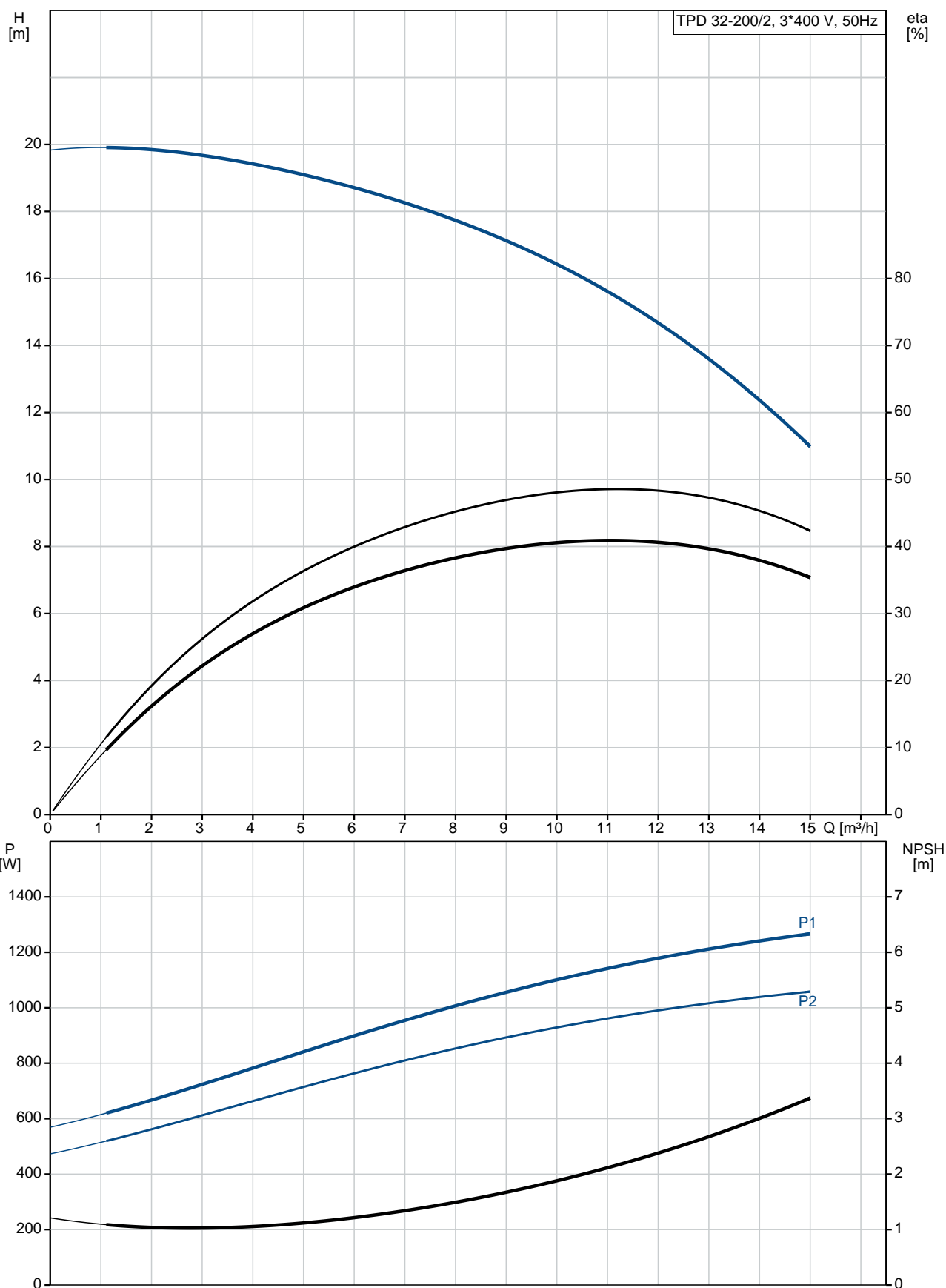


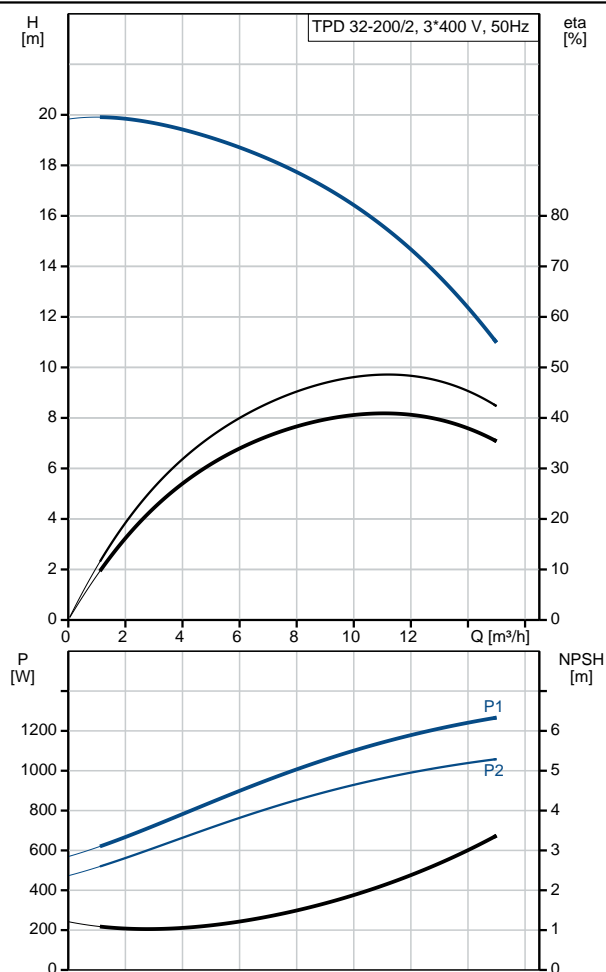
Position	Qty.	Description
	1	<p>TPD 32-200/2 A-F-A-BQQE</p>  <p>Product No.: 96086709</p> <p>Single-stage, close-coupled, volute twin-head pump with in-line suction and discharge ports of identical diameter. The twin-head pump is designed with two parallel power-heads. The pump is of the top-pull-out design, i.e. the power head (motor, pump head and impeller) can be removed for maintenance or service while the pump housing remains in the pipework.</p> <p>Each power head is fitted with an unbalanced rubber bellows seal. The shaft seal is according to EN 12756. Pipework connection is via PN 16 DIN flanges (EN 1092-2 and ISO 7005-2).</p> <p>Each power head is fitted with a fan-cooled asynchronous motor of identical size.</p> <p>Liquid:</p> <p>Pumped liquid: Water</p> <p>Liquid temperature range: -25 .. 120 °C</p> <p>Liquid temperature during operation: 20 °C</p> <p>Density: 998.2 kg/m³</p> <p>Technical:</p> <p>Rated flow: 11 m³/h</p> <p>Rated head: 15 m</p> <p>Actual impeller diameter: 129 mm</p> <p>Primary shaft seal: BQQE</p> <p>Curve tolerance: ISO9906:2012 3B</p> <p>Materials:</p> <p>Pump housing: Cast iron EN-JL1040 ASTM A48-40 B</p> <p>Impeller: Cast iron EN-JL1030 ASTM A48-30 B</p> <p>Installation:</p> <p>Range of ambient temperature: -30 .. 60 °C</p> <p>Maximum operating pressure: 16 bar</p> <p>Flange standard: DIN</p> <p>Pipe connection: DN 32</p> <p>Pump inlet: DN 32</p> <p>Pump outlet: DN 32</p> <p>Pressure rating: PN 16</p> <p>(@): 340 mm</p> <p>Flange size for motor: FF165</p> <p>Electrical data:</p> <p>Motor type: 80C</p> <p>IE Efficiency class: IE3</p> <p>Rated power - P2: 2 x 1.1 kW</p> <p>Power (P2) required by pump: 1.1 kW</p> <p>Mains frequency: 50 Hz</p>

Position	Qty.	Description
		<p>Rated voltage: 3 x 220-240D/380-415Y V</p> <p>Rated current: 4.35/2.50 A</p> <p>Starting current: 450-500 %</p> <p>Cos phi - power factor: 0.83-0.76</p> <p>Rated speed: 2840-2870 rpm</p> <p>Efficiency: IE3 82,7%</p> <p>Motor efficiency at full load: 82.7 %</p> <p>Motor efficiency at 3/4 load: 84.6 %</p> <p>Motor efficiency at 1/2 load: 85.4 %</p> <p>Number of poles: 2</p> <p>Enclosure class (IEC 34-5): 55 Dust/Jetting</p> <p>Insulation class (IEC 85): F</p> <p>Others:</p> <p>Minimum efficiency index, MEI : 0.70</p> <p>ErP status: EuP Standalone/Prod.</p> <p>Net weight: 81 kg</p> <p>Gross weight: 95 kg</p> <p>Shipping volume: 0.39 m³</p> <p>Country of origin: HU</p> <p>Custom tariff no.: 84137065</p>

96086709 TPD 32-200/2 A-F-A-BQQE 50 Hz



Description	Value
General information:	
Product name:	TPD 32-200/2 A-F-A-BQQE
Product No:	96086709
EAN number:	5700395306651
Price:	2.522,00 GBP
Technical:	
Rated flow:	11 m³/h
Rated head:	15 m
Head max:	200 dm
Actual impeller diameter:	129 mm
Primary shaft seal:	BQQE
Curve tolerance:	ISO9906:2012 3B
Pump version:	A
Model:	A
Materials:	
Pump housing:	Cast iron
	EN-JL1040
	ASTM A48-40 B
Impeller:	Cast iron
	EN-JL1030
	ASTM A48-30 B
Material code:	A
Installation:	
Range of ambient temperature:	-30 .. 60 °C
Maximum operating pressure:	16 bar
Flange standard:	DIN
Pipe connection:	DN 32
Pump inlet:	DN 32
Pump outlet:	DN 32
Pressure rating:	PN 16
(@)	340 mm
Flange size for motor:	FF165
Connect code:	F
Liquid:	
Pumped liquid:	Water
Liquid temperature range:	-25 .. 120 °C
Liquid temperature during operation:	20 °C
Density:	998.2 kg/m³
Electrical data:	
Motor type:	80C
IE Efficiency class:	IE3
Rated power - P2:	2 x 1.1 kW
Power (P2) required by pump:	1.1 kW
Mains frequency:	50 Hz
Rated voltage:	3 x 220-240D/380-415Y V
Rated current:	4.35/2.50 A
Starting current:	450-500 %
Cos phi - power factor:	0.83-0.76
Rated speed:	2840-2870 rpm
Efficiency:	IE3 82,7%
Motor efficiency at full load:	82.7 %
Motor efficiency at 3/4 load:	84.6 %
Motor efficiency at 1/2 load:	85.4 %
Number of poles:	2
Enclosure class (IEC 34-5):	55 Dust/Jetting
Insulation class (IEC 85):	F
Motor protec:	NONE
Motor No:	87120286





Company name:

Created by:

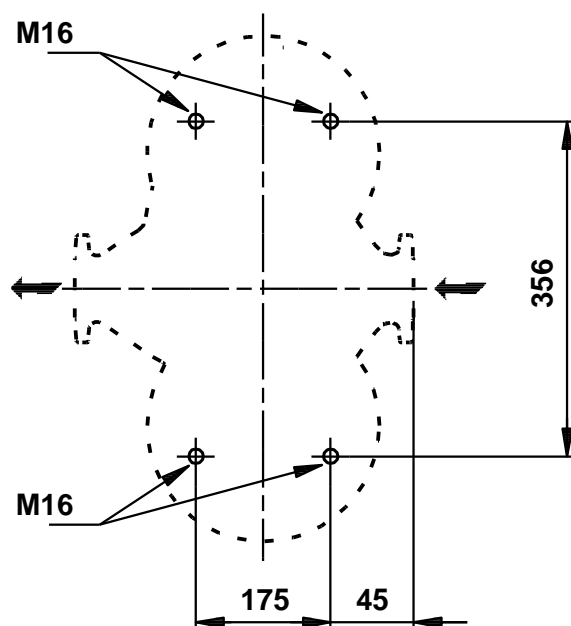
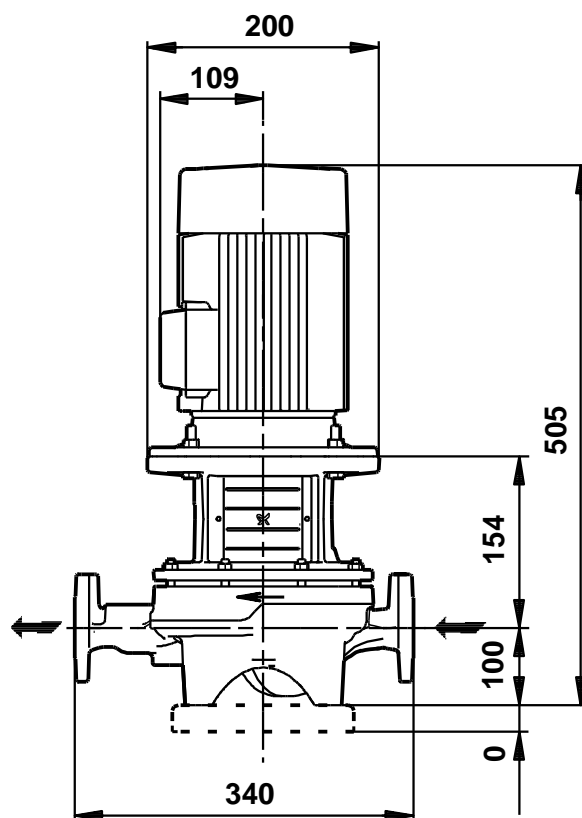
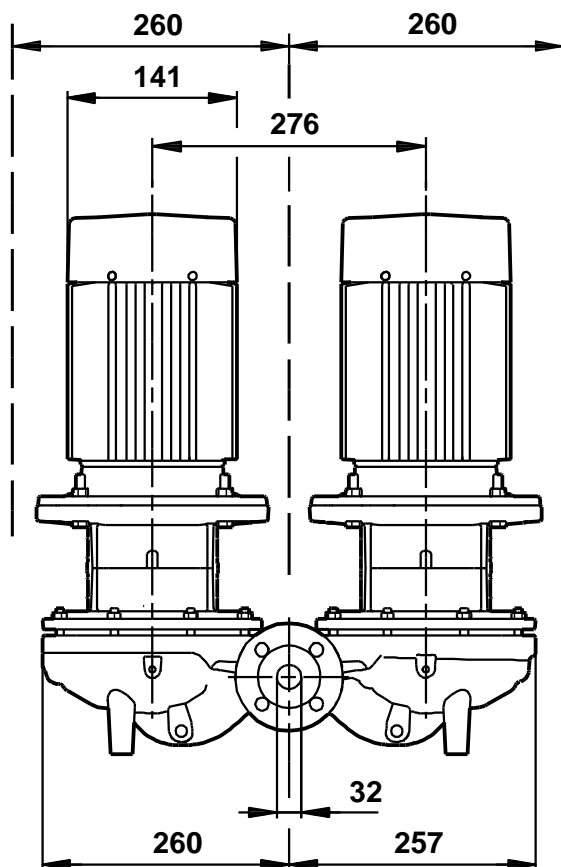
Phone:

Date:

11/10/2018

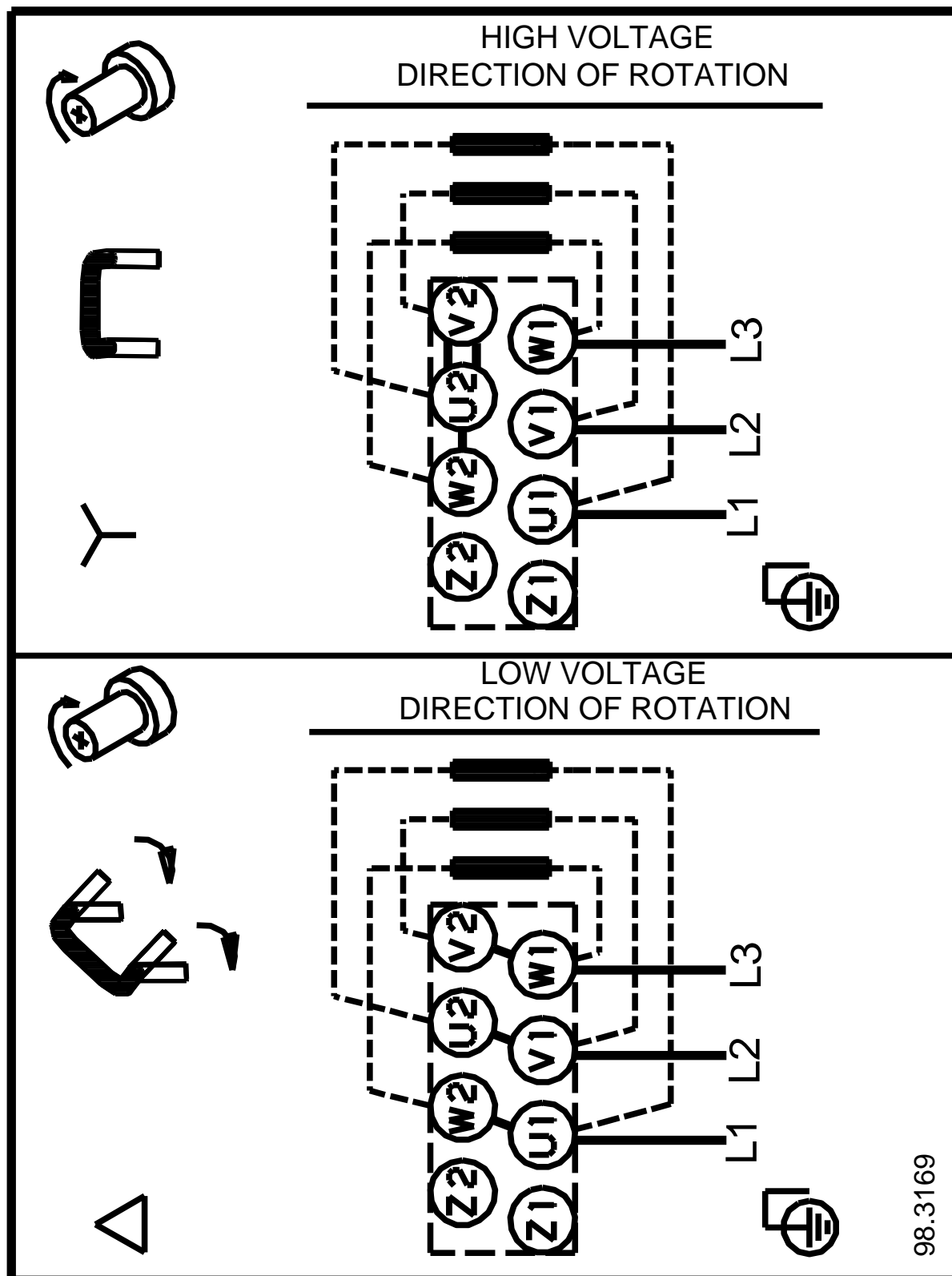
Description	Value
Others:	
Minimum efficiency index, MEI :	0.70
ErP status:	EuP Standalone/Prod.
Net weight:	81 kg
Gross weight:	95 kg
Shipping volume:	0.39 m ³
Country of origin:	HU
Custom tariff no.:	84137065

96086709 TPD 32-200/2 A-F-A-BQQE 50 Hz



Note! All units are in [mm] unless others are stated.
Disclaimer: This simplified dimensional drawing does not show all details.

96086709 TPD 32-200/2 A-F-A-BQQE 50 Hz



98.3169

Note! All units are in [mm] unless others are stated.