

Qty. Description

1 **SP 160-9-A**



Note! Product picture may differ from actual product

Product No.: [200243A9](#)

Submersible borehole pump, suitable for pumping clean water. Can be installed vertically or horizontally. All steel components are made in stainless steel, EN 1.4301 (AISI 304), that ensures high corrosive resistance. This pump carries drinking water approval.

The pump is fitted with a 110 kW MMS8000 motor with sand shield, water-lubricated journal bearings and a volume compensating diaphragm. The rewindable motor construction allows complete access to the windings for easy rewinding. The stator windings are PE/PA insulated made for continuous operations (S1). Suitable for temperatures up to 50 °C. The motor is fitted with a mechanical shaft seal.

The motor is not fitted with a temperature sensor. If temperature monitoring is desired, a Pt100 or Pt1000 sensor can be fitted.

The motor is for direct-on-line starting (DOL).

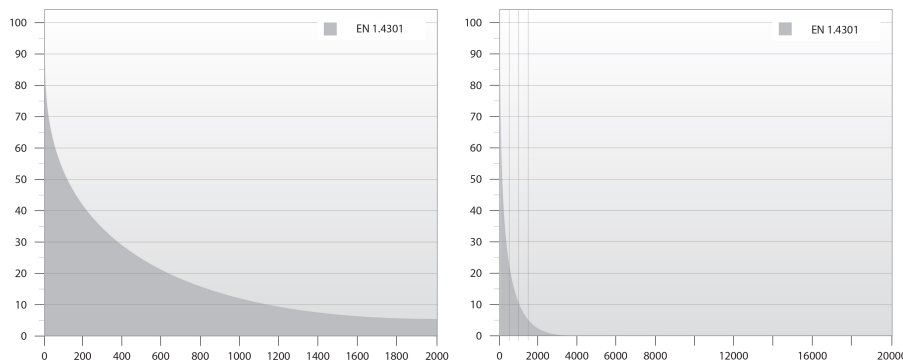
Further product details

The pump is suitable for applications similar to the following:

- raw-water supply
- irrigation
- groundwater lowering
- pressure boosting
- fountain applications.

Pump

All pump surfaces that are in contact with pumped liquids are made in stainless steel which makes them corrosion- and wear-resistant. The corrosion diagram below shows the capabilities of the pump and motor in relation to the temperature in Celsius (y-axis) and the concentration of chloride in ppm (x-axis).



The elastomer parts in the pump are made of NBR (Nitrile-Butadiene Rubber) which ensures good wear resistance and long service intervals.

In case the pump is used for pumping water with high content of hydrocarbons or solvents, Grundfos offers FKM rubber parts (Fluorocarbon) which are oil and temperature-resistant up to 90 °C.

| Qty. | Description |
|------|--|
| | <p>The pump is built with octagonal bearings with sand flush channels that minimise wear. As wear of the pump is inevitable, the pump design allows for easy replacement of all internal wear parts (bearings, impeller, wear rings and seal rings) to maintain high performance and a long lifetime.</p> <p>The suction interconnector is fitted with a strainer to prevent large particles from entering the pump. The suction interconnector is designed to comply with NEMA standards for motor mounting/dimensions.</p> <p>Motor</p> <p>The winding wire is made from pure electrolytic copper insulated by extruded two layers of PE/PA with high dielectric strength properties allowing direct contact between the motor fluid and winding wire. This ensures the best possible cooling of the winding wire. The PA layer ensures high mechanical wear properties of the winding wire.</p> <p>The shaft seal faces are SiC/SiC. The material combination gives good performance when abrasive particles (sand) is present. Together with the shaft seal housing, the sand shield forms a labyrinth seal, which during normal operating conditions prevents penetration of sand particles into the shaft seal. This shaft seal is drinking water approved.</p> <p>The motor can be fitted with a Pt100 or Pt1000 sensor that together with a control unit ensures that the maximum operating temperature conditions are not exceeded.</p> <p>Liquid:</p> <p>Pumped liquid: Water</p> <p>Maximum liquid temperature: 40 °C</p> <p>Max liquid t at 0.15 m/sec: 35 °C</p> <p>Max liquid t at 0.5 m/sec: 40 °C</p> <p>Selected liquid temperature: 20 °C</p> <p>Density: 998.2 kg/m³</p> <p>Technical:</p> <p>Pump speed on which pump data are based: 2900 rpm</p> <p>Rated flow: 160 m³/h</p> <p>Rated head: 176 m</p> <p>Shaft seal for motor: SIC/SIC</p> <p>Curve tolerance: ISO9906:2012 3B</p> <p>Motor version: T40</p> <p>Materials:</p> <p>Pump: Stainless steel EN 1.4301 AISI AISI 304</p> <p>Impeller: Stainless steel EN 1.4301 AISI AISI 304</p> <p>Motor: Cast iron DIN W.-Nr. 0.6025 ASTM 35-40</p> <p>Installation:</p> <p>Pump outlet: RP6</p> <p>Motor diameter: 8 inch</p> <p>Electrical data:</p> <p>Motor type: MMS8000</p> <p>Rated power - P2: 110 kW</p> <p>Power (P2) required by pump: 110 kW</p> <p>Mains frequency: 50 Hz</p> <p>Rated voltage: 3 x 380-400-415 V</p> <p>Rated current: 230-224-222 A</p> <p>Starting current: 520-580-600 %</p> <p>Cos phi - power factor: 0.89-0.87-0.84</p> <p>Rated speed: 2870-2890-2900 rpm</p> <p>Start. method: direct-on-line</p> |



Company name:

Created by:

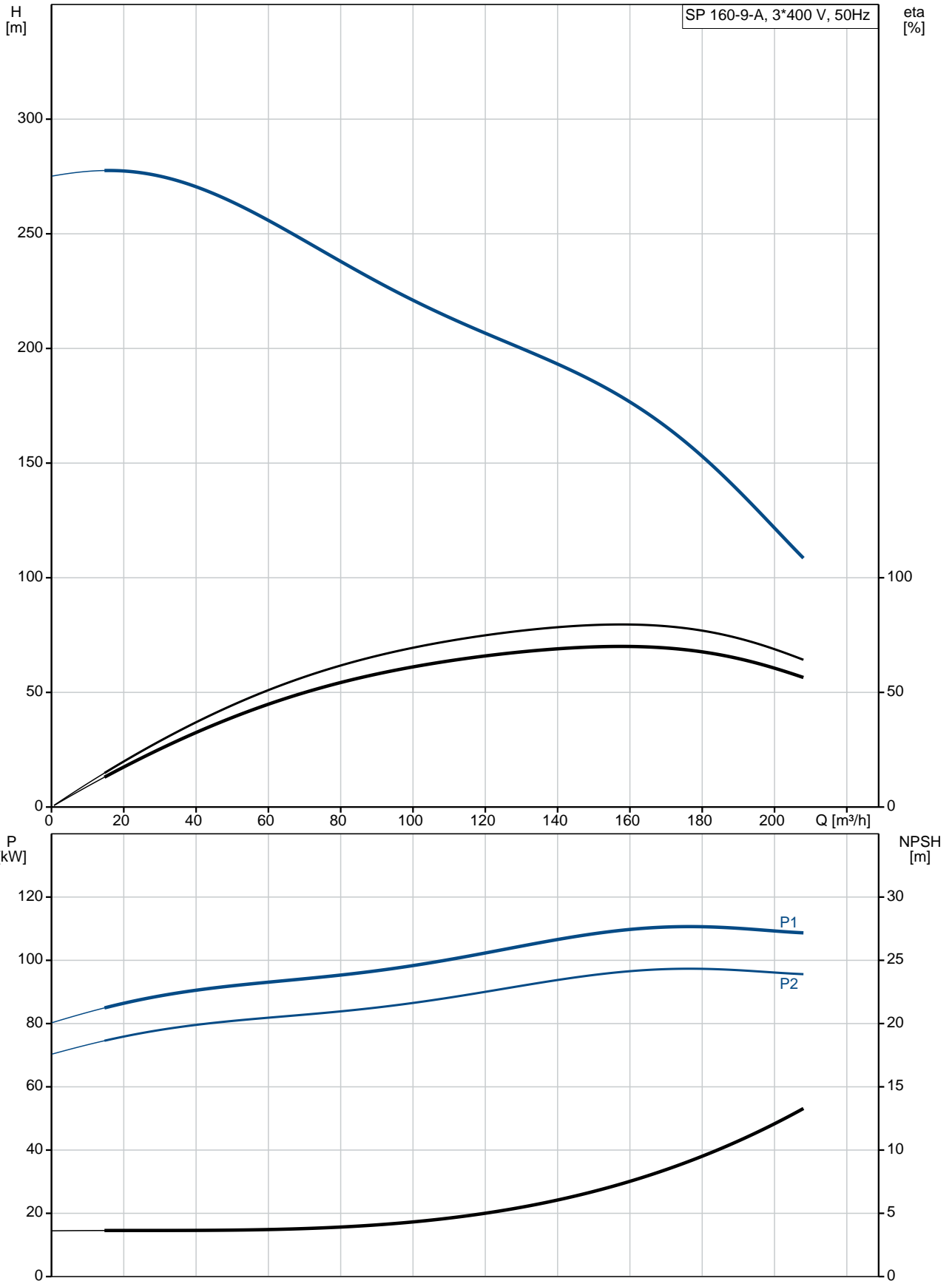
Phone:

Date:

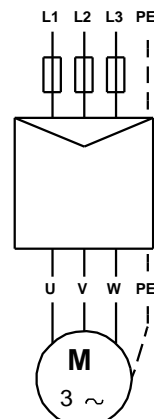
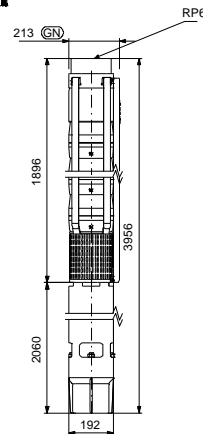
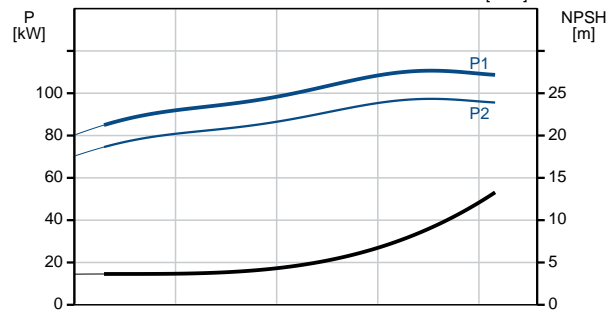
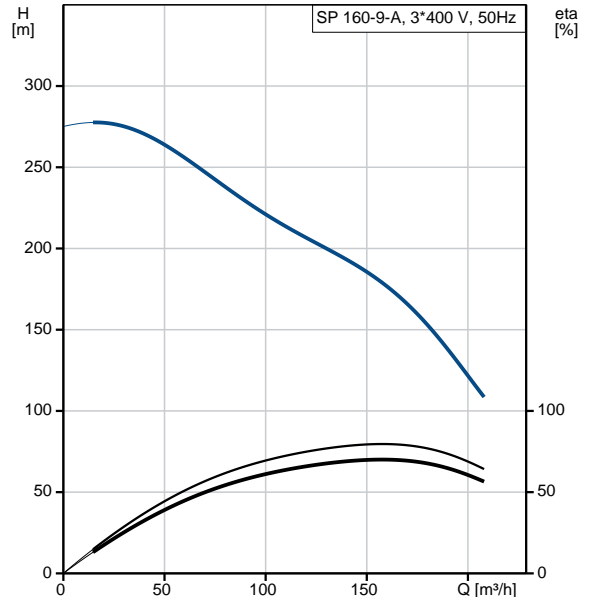
10/11/2020

| Qty. | Description |
|------|---|
| | <p data-bbox="201 342 678 459">Enclosure class (IEC 34-5): IP68 Built-in temp. transmitter: no Motor No: 96511375 Windings: PE2/PA</p> <p data-bbox="201 495 810 723">Others: Minimum efficiency index, MEI $\hat{\alpha}\%_{\text{ref}}$: --- ErP status: EuP Standalone/Prod. Net weight: 418 kg Gross weight: 494 kg Shipping volume: 0.641 m³ Country of origin: GB Custom tariff no.: 84137029</p> |

200243A9 SP 160-9-A 50 Hz



| Description | Value |
|--|----------------------|
| General information: | |
| Product name: | SP 160-9-A |
| Product No: | 200243A9 |
| EAN number: | 5700318362184 |
| Technical: | |
| Pump speed on which pump data are based: | 2900 rpm |
| Rated flow: | 160 m³/h |
| Rated head: | 176 m |
| Stages: | 9 |
| Impeller reduc.: | A |
| Shaft seal for motor: | SIC/SIC |
| Curve tolerance: | ISO9906:2012 3B |
| Model: | B |
| Valve: | YES |
| Motor version: | T40 |
| Materials: | |
| Pump: | Stainless steel |
| Pump: | EN 1.4301 |
| Pump: | AISI AISI 304 |
| Impeller: | Stainless steel |
| Impeller: | EN 1.4301 |
| Impeller: | AISI AISI 304 |
| Motor: | Cast iron |
| Motor: | DIN W.-Nr. 0.6025 |
| Motor: | ASTM 35-40 |
| Installation: | |
| Pump outlet: | RP6 |
| Motor diameter: | 8 inch |
| Liquid: | |
| Pumped liquid: | Water |
| Maximum liquid temperature: | 40 °C |
| Max liquid t at 0.15 m/sec: | 35 °C |
| Max liquid t at 0.5 m/sec: | 40 °C |
| Selected liquid temperature: | 20 °C |
| Density: | 998.2 kg/m³ |
| Electrical data: | |
| Motor type: | MMS8000 |
| Applic. motor: | GRUNDFOS |
| Rated power - P2: | 110 kW |
| Power (P2) required by pump: | 110 kW |
| Mains frequency: | 50 Hz |
| Rated voltage: | 3 x 380-400-415 V |
| Rated current: | 230-224-222 A |
| Starting current: | 520-580-600 % |
| Cos phi - power factor: | 0.89-0.87-0.84 |
| Rated speed: | 2870-2890-2900 rpm |
| Start. method: | direct-on-line |
| Enclosure class (IEC 34-5): | IP68 |
| Motor protec: | NONE |
| Thermal protec: | external |
| Built-in temp. transmitter: | no |
| Motor No: | 96511375 |
| Windings: | PE2/PA |
| Others: | |
| Minimum efficiency index, MEI %: | --- |
| ErP status: | EuP Standalone/Prod. |
| Net weight: | 418 kg |





Company name:

Created by:

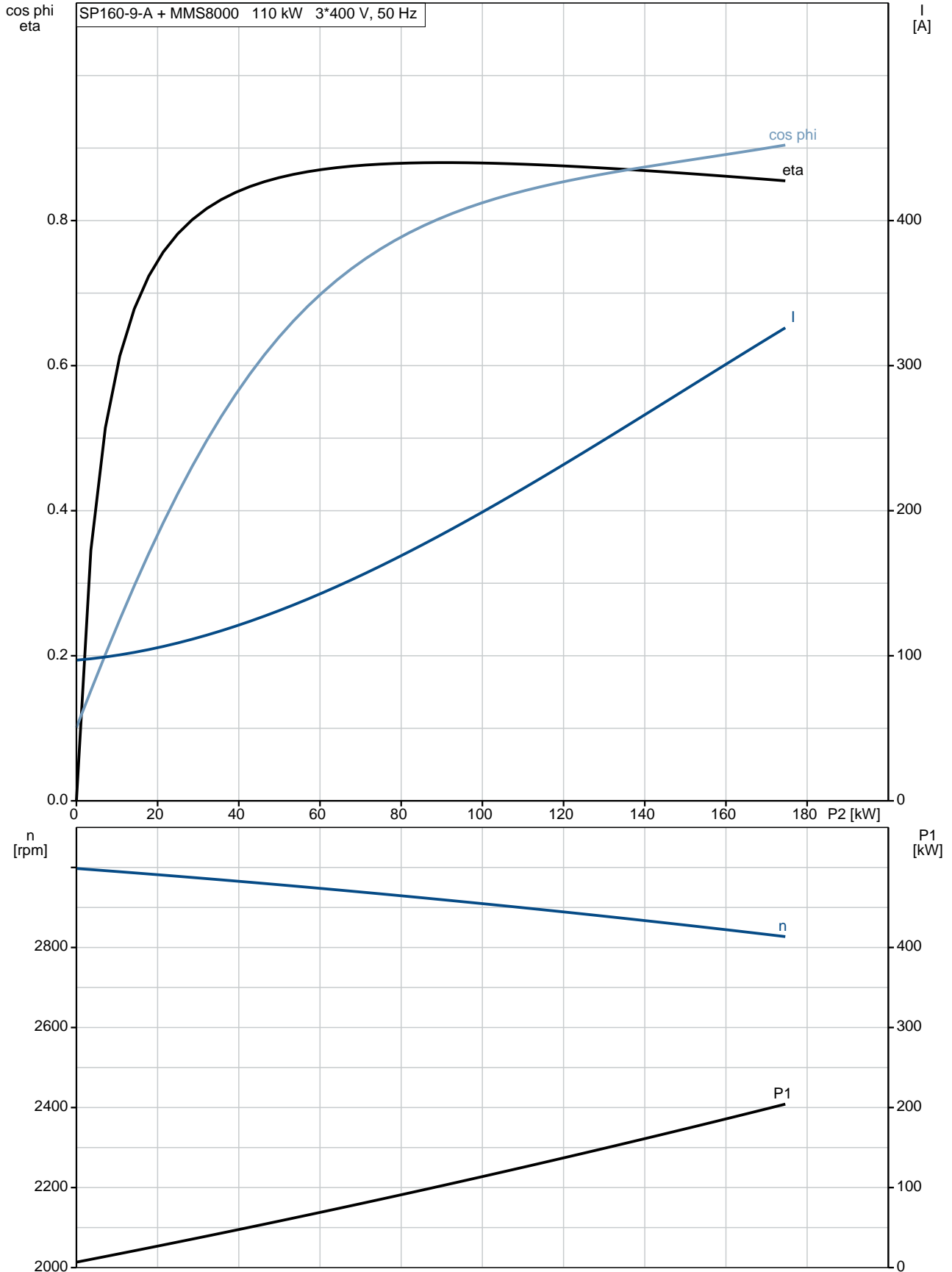
Phone:

Date:

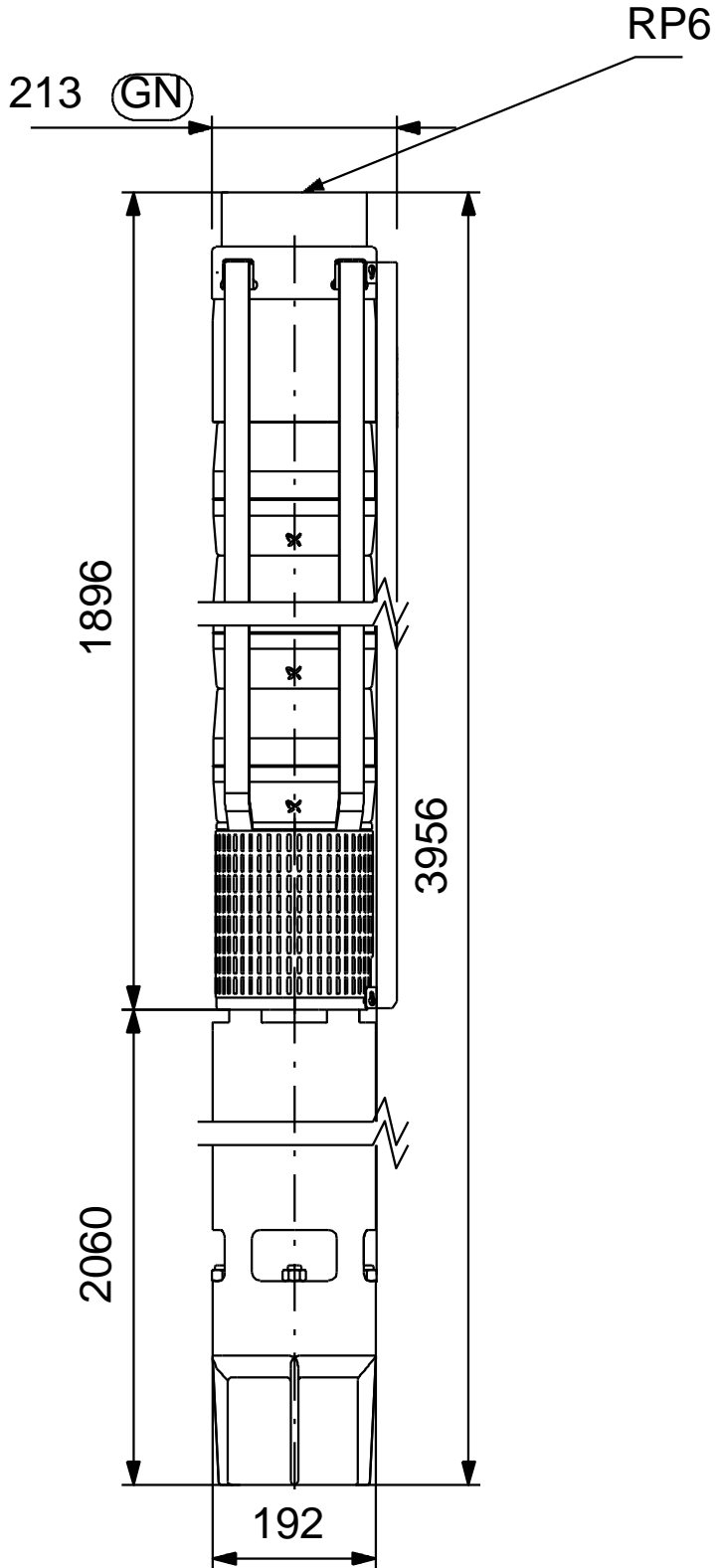
10/11/2020

| Description | Value |
|--------------------|----------------------|
| Gross weight: | 494 kg |
| Shipping volume: | 0.641 m ³ |
| Country of origin: | GB |
| Custom tariff no.: | 84137029 |

200243A9 SP 160-9-A 50 Hz

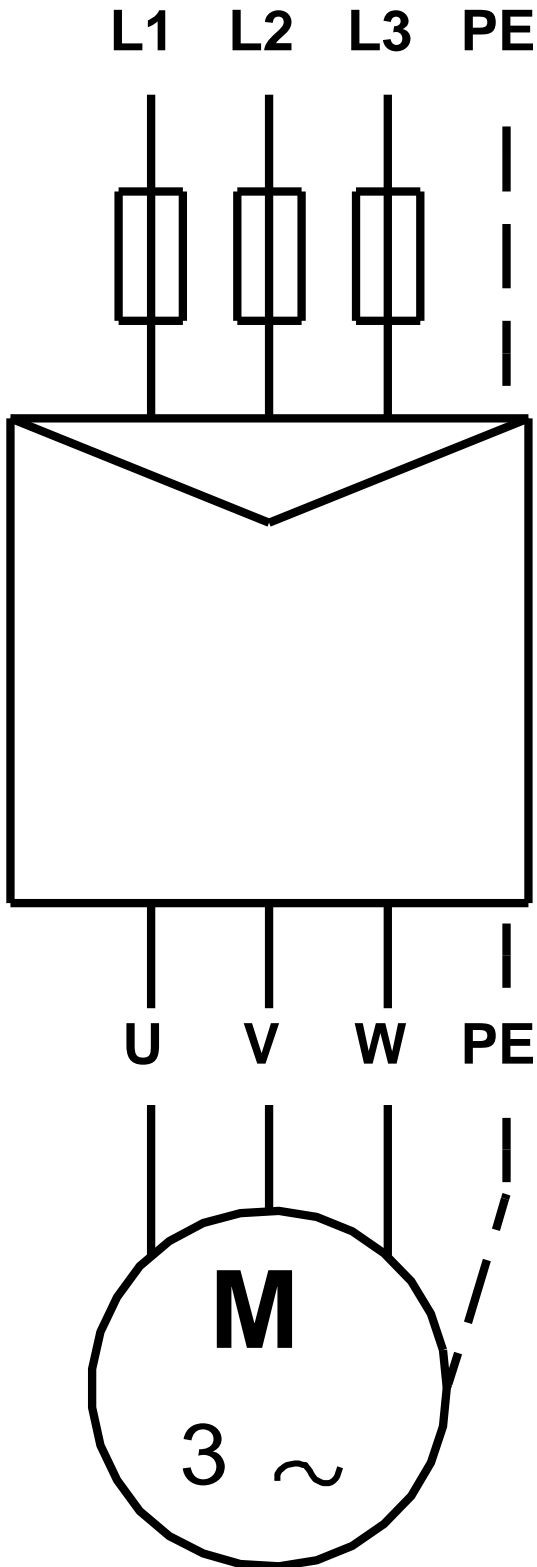


200243A9 SP 160-9-A 50 Hz



Note! All units are in [mm] unless others are stated.
Disclaimer: This simplified dimensional drawing does not show all details.

200243A9 SP 160-9-A 50 Hz



Note! All units are in [mm] unless others are stated.