
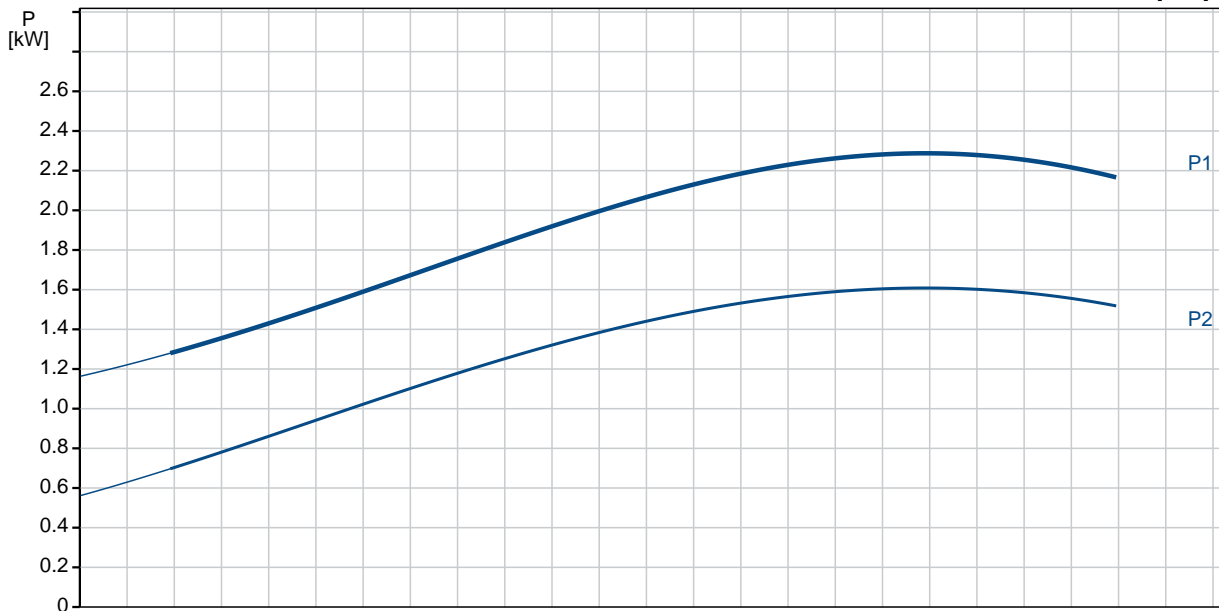
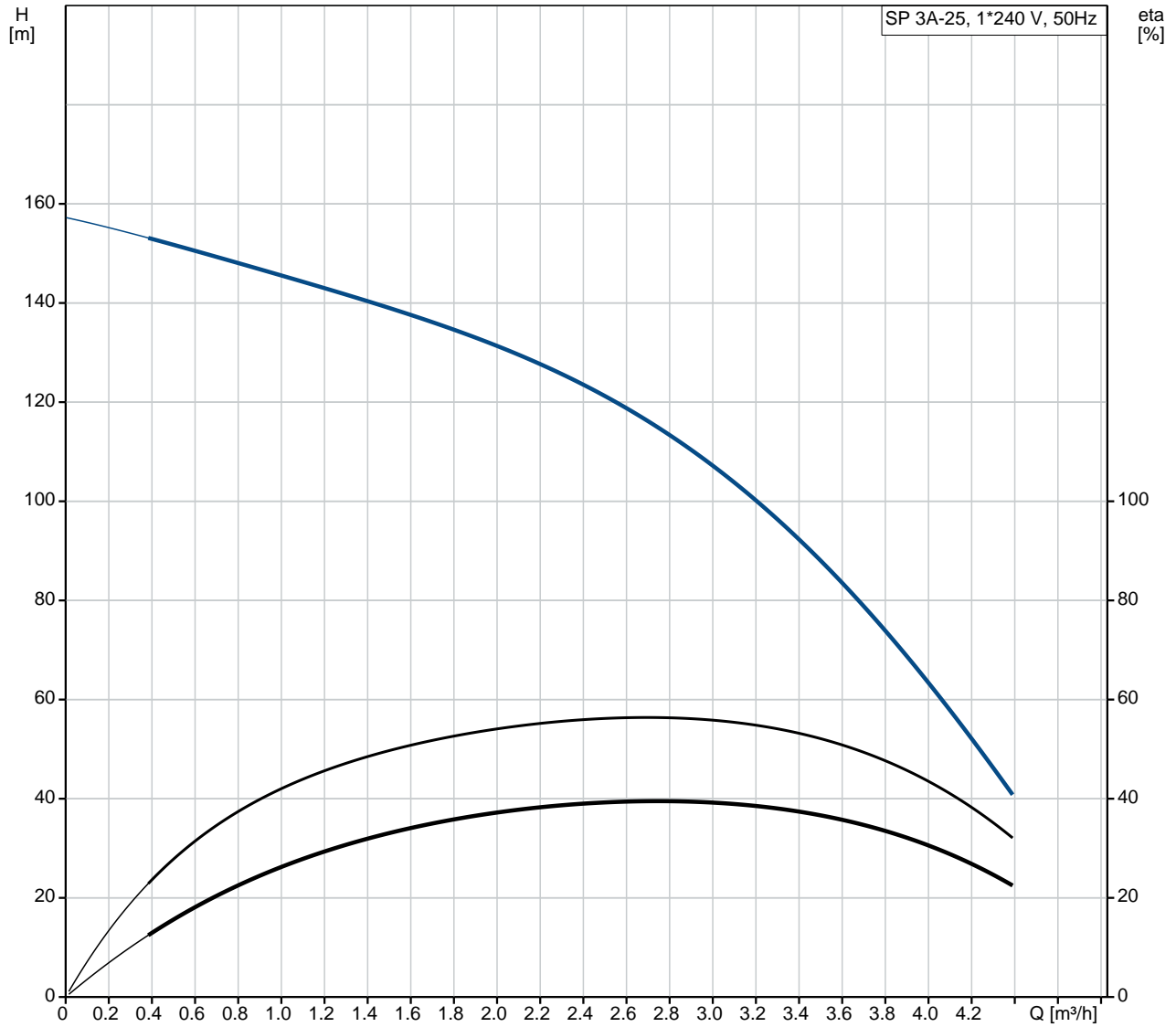


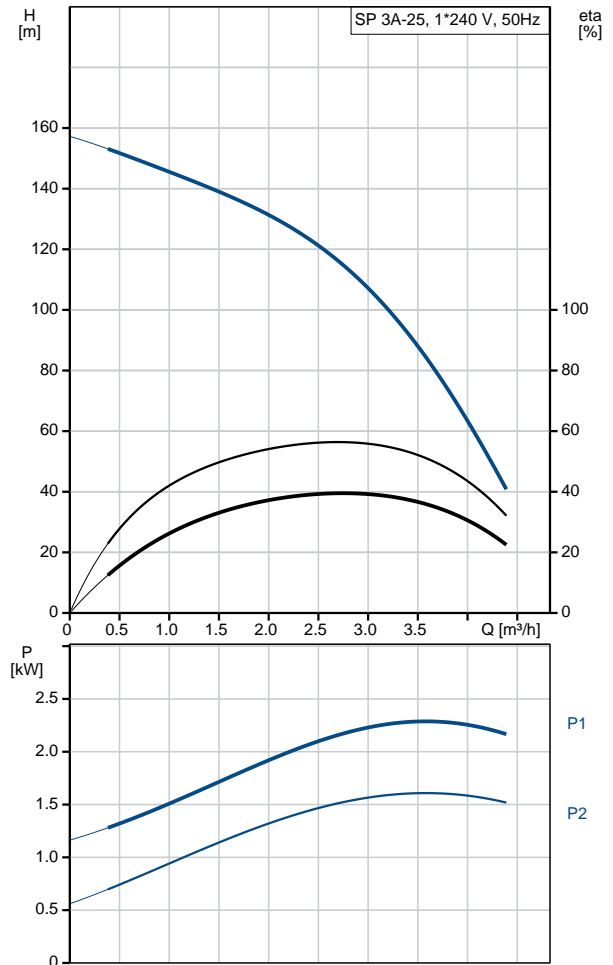
Position	Qty.	Description
	1	<p>SP 3A-25</p>  <p style="text-align: right;">Note! Product picture may differ from actual product</p> <p>Product No.: 10002E25</p> <p>Submersible borehole pump, suitable for pumping clean water. Can be installed vertically or horizontally. All steel components are made in stainless steel, EN 1.4301 (AISI 304), that ensures high corrosive resistance. This pump carries drinking water approval.</p> <p>The pump is fitted with a 1.5 kW MS402 motor with sand shield, lip seal, water-lubricated journal bearings and a volume compensating diaphragm. The motor is a canned type submersible motor offering good mechanical stability and high efficiency. Suitable for temperatures up to 40 °C.</p> <p>The motor is not fitted with a temperature sensor. If temperature monitoring is desired, a Pt1000 sensor can be fitted.</p> <p>The motor is for direct-on-line starting (DOL).</p> <p>Liquid:</p> <p>Pumped liquid: Water Maximum liquid temperature: 40 °C Max liquid t at 0.15 m/sec: 40 °C Liquid temperature during operation: 20 °C Density: 998.2 kg/m³</p> <p>Technical:</p> <p>Pump speed on which pump data are based: 2900 rpm Rated flow: 3 m³/h Rated head: 111 m Shaft seal for motor: LIPSEAL Approvals on nameplate: CE,EAC Curve tolerance: ISO9906:2012 3B Motor version: T40</p> <p>Materials:</p> <p>Pump: Stainless steel EN 1.4301 AISI 304 Impeller: Stainless steel EN 1.4301 AISI 304 Motor: Stainless steel DIN W.-Nr. 1.4301 AISI 304</p> <p>Installation:</p> <p>Pump outlet: Rp1 1/4 Motor diameter: 4 inch</p>

Position	Qty.	Description
		<p>Electrical data:</p> <p>Motor type: MS402</p> <p>Type of motor: CSCR</p> <p>Rated power - P2: 1.5 kW</p> <p>Power (P2) required by pump: 1.5 kW</p> <p>Mains frequency: 50 Hz</p> <p>Rated voltage: 1 x 240 V</p> <p>Rated current: 9.8 A</p> <p>Starting current: 450 %</p> <p>Cos phi - power factor: 0.98</p> <p>Rated speed: 2860 rpm</p> <p>Start. method: direct-on-line</p> <p>Enclosure class (IEC 34-5): IP68</p> <p>Insulation class (IEC 85): B</p> <p>Built-in temp. transmitter: no</p> <p>Others:</p> <p>Minimum efficiency index, MEI =: 0.70</p> <p>ErP status: EuP Standalone/Prod.</p> <p>Net weight: 18.2 kg</p> <p>Gross weight: 20 kg</p> <p>Shipping volume: 16.3 m³</p>

10002E25 SP 3A-25 50 Hz



Description	Value
General information:	
Product name:	SP 3A-25
Product No:	10002E25
EAN number:	5700391124969
Technical:	
Pump speed on which pump data are based:	2900 rpm
Rated flow:	3 m ³ /h
Rated head:	111 m
Stages:	25
Impeller reduc.:	NONE
Shaft seal for motor:	LIPSEAL
Approvals on nameplate:	CE,EAC
Curve tolerance:	ISO9906:2012 3B
Model:	A
Valve:	YES
Motor version:	T40
Materials:	
Pump:	Stainless steel EN 1.4301
	AISI 304
Impeller:	Stainless steel EN 1.4301
	AISI 304
Motor:	Stainless steel DIN W.-Nr. 1.4301
	AISI 304
Installation:	
Pump outlet:	Rp1 1/4
Motor diameter:	4 inch
Liquid:	
Pumped liquid:	Water
Maximum liquid temperature:	40 °C
Max liquid t at 0.15 m/sec:	40 °C
Liquid temperature during operation:	20 °C
Density:	998.2 kg/m ³
Electrical data:	
Motor type:	MS402
Type of motor:	CSCR
Applic. motor:	GRUNDFOS
Rated power - P2:	1.5 kW
Power (P2) required by pump:	1.5 kW
Mains frequency:	50 Hz
Rated voltage:	1 x 240 V
Rated current:	9.8 A
Starting current:	450 %
Cos phi - power factor:	0.98
Rated speed:	2860 rpm
Start. method:	direct-on-line
Enclosure class (IEC 34-5):	IP68
Insulation class (IEC 85):	B
Motor protec:	NONE
Thermal protec:	external
Built-in temp. transmitter:	no
Motor No:	79243106
Others:	
Minimum efficiency index, MEI =:	0.70
ErP status:	EuP Standalone/Prod.





Company name:

Created by:

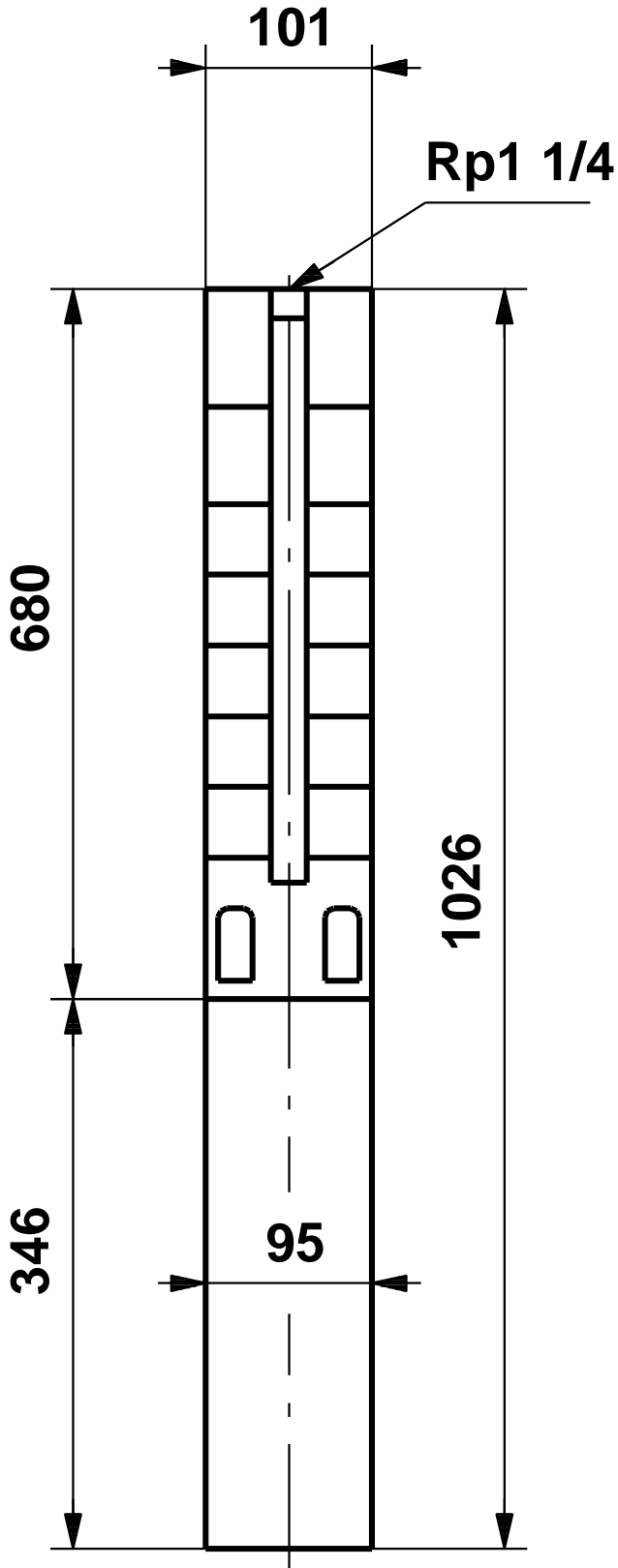
Phone:

Date:

14/11/2018

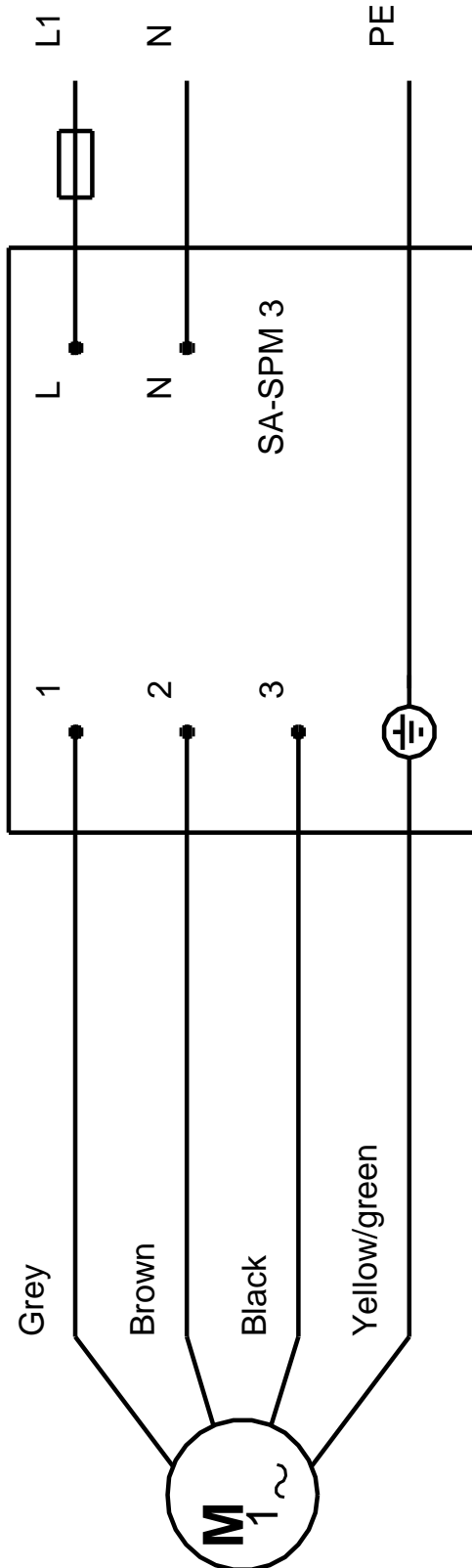
Description	Value
Net weight:	18.2 kg
Gross weight:	20 kg
Shipping volume:	16.3 m ³

10002E25 SP 3A-25 50 Hz



Note! All units are in [mm] unless others are stated.
Disclaimer: This simplified dimensional drawing does not show all details.

10002E25 SP 3A-25 50 Hz



Note! All units are in [mm] unless others are stated.